

MVBS-PR | Clamps with extended lever, vertical series

with straight base and anti-release lever, steel



- 1
- 2
- 3
- 4
- 5
- 6
- 7
- 8
- 9
- 10
- 11
- 12
- 13
- 14
- 15
- 16
- 17
- 18

MATERIAL

C10 zinc-plated steel.

RIVETS

Zinc-plated steel.

SUPPORT BUSHINGS

Ground and hardened steel.

HANDLE

Polyurethane, red colour.

LEVER ANTI-RELEASE COVERING

Polyvinylchloride (PVC).

SPRING

AISI 302 stainless steel.

SPRING

AISI 302 stainless steel.

CLAMPING BOLT

To be ordered separately.

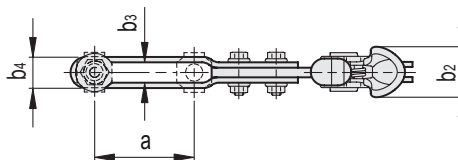
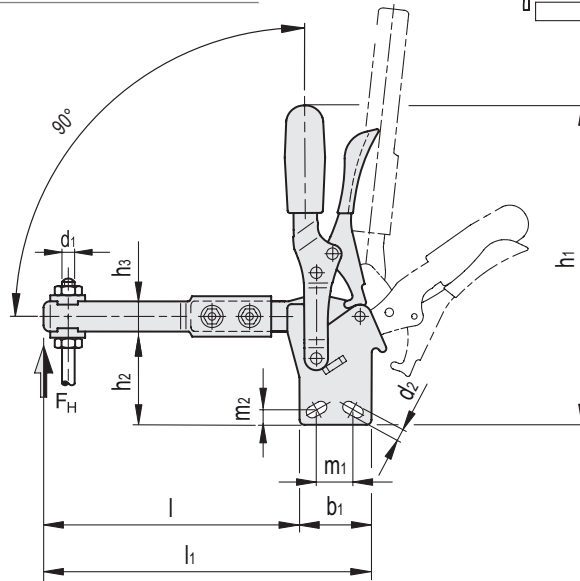
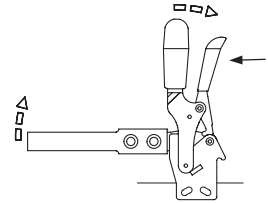
FEATURES AND APPLICATIONS

Safety stop to prevent accidental opening or closing in the presence of strong vibrations.

The operator's fingers cannot be hit by the lever while opening.

During clamping, the lever is controlled to prevent impact on functioning due to side thrust.

The main characteristic of the MVBS-PR clamp is the special extension of the locking arm to assist the specific use in checking templates.



Code	Description	a	b1	b2	b3	b4	d1	d2	h1	h2	h3	l	l1	m1	m2	FH [N]*	Δ
GG.AA589	MVBS-PR.130/FLS	67.5	35	10	6.3	11.3	M5	5.6	156	35+36	16	129	164	12.5+19	5.6	500	375
GG.AA597	MVBS-PR.230/FLS	71.5	43	12	8.2	14.2	M6	6.7	183	41.5	18	155	198	19.5	6.7	1000	545

* Holding force.

Toggle and fastening clamps