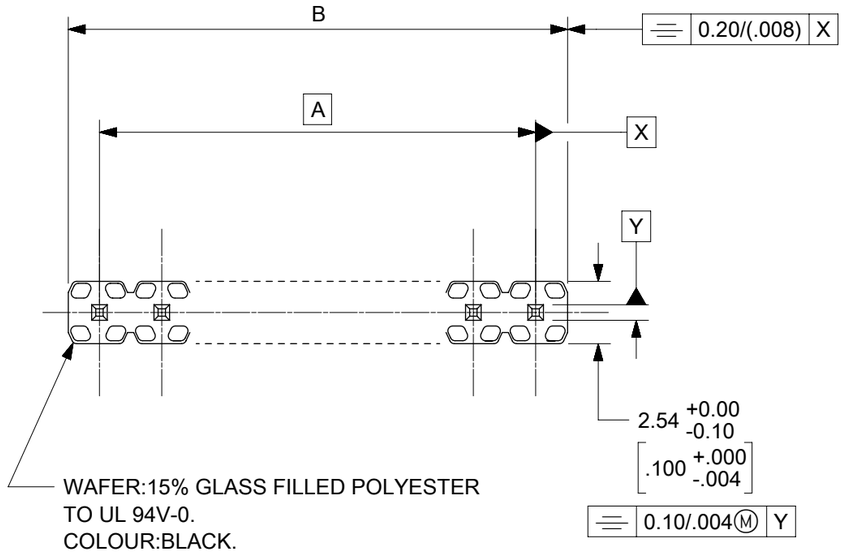

CKT SIZE	DIM."A"		DIM."B" +0 -0.45 (+0 -.018)		CKT SIZE	DIM."A"		DIM."B" +0 -0.45 (+0 -.018)	
1X1	———		2.54	(.100)	1X21	50.80	(2.000)	53.34	(2.100)
1X2	2.54	(.100)	5.08	(.200)	1X22	53.34	(2.100)	55.88	(2.200)
1X3	5.08	(.200)	7.62	(.300)	1X23	55.88	(2.200)	58.42	(2.300)
1X4	7.62	(.300)	10.16	(.400)	1X24	58.42	(2.300)	60.96	(2.400)
1X5	10.16	(.400)	12.70	(.500)	1X25	60.96	(2.400)	63.50	(2.500)
1X6	12.70	(.500)	15.24	(.600)	1X26	63.50	(2.500)	66.04	(2.600)
1X7	15.24	(.600)	17.78	(.700)	1X27	66.04	(2.600)	68.58	(2.700)
1X8	17.78	(.700)	20.32	(.800)	1X28	68.58	(2.700)	71.12	(2.800)
1X9	20.32	(.800)	22.86	(.900)	1X29	71.12	(2.800)	73.66	(2.900)
1X10	22.86	(.900)	25.40	(1.000)	1X30	73.66	(2.900)	76.20	(3.000)
1X11	25.40	(1.000)	27.94	(1.100)	1X31	76.20	(3.000)	78.74	(3.100)
1X12	27.94	(1.100)	30.48	(1.200)	1X32	78.74	(3.100)	81.28	(3.200)
1X13	30.48	(1.200)	33.02	(1.300)	1X33	81.28	(3.200)	83.82	(3.300)
1X14	33.02	(1.300)	35.56	(1.400)	1X34	83.82	(3.300)	86.36	(3.400)
1X15	35.56	(1.400)	38.10	(1.500)	1X35	86.36	(3.400)	88.90	(3.500)
1X16	38.10	(1.500)	40.64	(1.600)	1X36	88.90	(3.500)	91.44	(3.600)
1X17	40.64	(1.600)	43.18	(1.700)	1X37	91.44	(3.600)	93.88	(3.700)
1X18	43.18	(1.700)	45.72	(1.800)	1X38	93.88	(3.700)	96.52	(3.800)
1X19	45.72	(1.800)	48.26	(1.900)	1X39	96.52	(3.800)	99.06	(3.900)
1X20	48.26	(1.900)	50.80	(2.000)	1X40	99.06	(3.900)	101.60	(4.000)

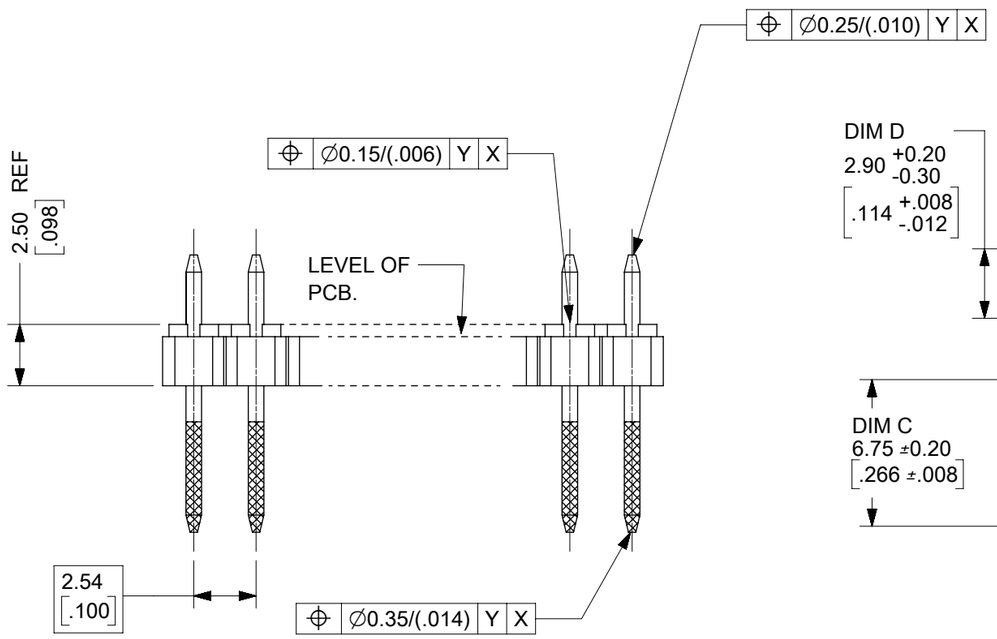

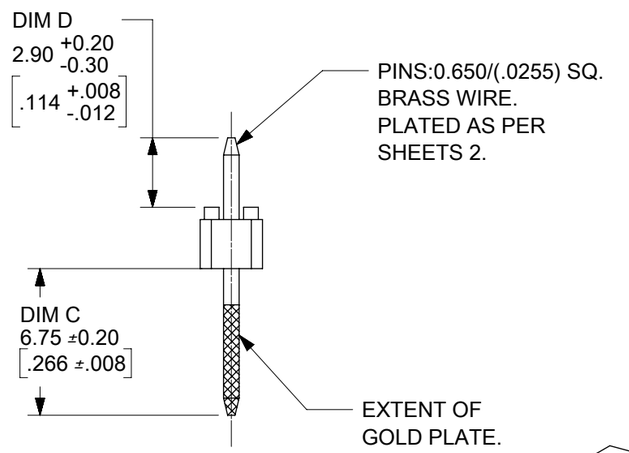

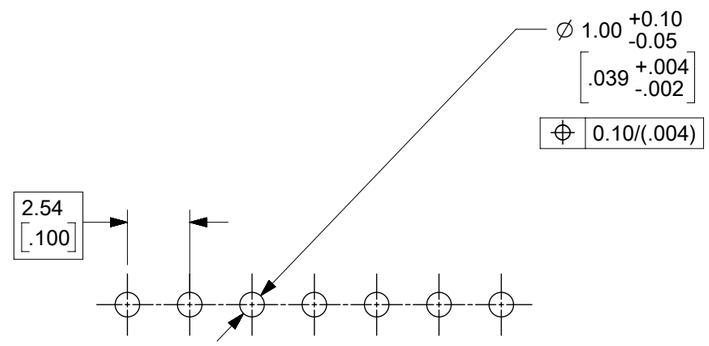

RECOMMENDED P.C.BOARD HOLE PATTERN

PENDING APPROVAL

NOTES
1. PLEASE REFER TO SHT 2 FOR PLATING DETAILS.
2. RECOMMENDED PCB THICKNESS 1.60MM
3. PRODUCT SPECIFICATION: PS-99020-0001

THIS DRAWING CONTAINS INFORMATION THAT IS PROPRIETARY TO MOLEX ELECTRONIC TECHNOLOGIES, LLC AND SHOULD NOT BE USED WITHOUT WRITTEN PERMISSION

SYMBOLS	DIMENSION UNITS	SCALE	CURRENT REV DESC:	molex
= 0	mm	NTS		
= 0	GENERAL TOLERANCES (UNLESS SPECIFIED)			C-GRID III SINGLE ROW STRAIGHT PIN HEADER
= 0	ANGULAR TOL ± 3.0°		EC NO: 618808	
= 0	4 PLACES ±		DRWN: NMANE02 2019/06/10	
= 0	3 PLACES ±		CHK'D:	
= 0	2 PLACES ± 0.2		APPR:	PRODUCT CUSTOMER DRAWING
= 0	1 PLACE ±		INITIAL REVISION:	DOCUMENT NUMBER: SD-90120-001 · DOC TYPE: PSD · DOC PART: 001 · REVISION: N7
= 0	0 PLACES ±		DRWN: ATSEE 2011/12/28	
= 0	DRAFT WHERE APPLICABLE MUST REMAIN WITHIN DIMENSIONS		APPR: MLONG 2012/02/24	
= 0			THIRD ANGLE PROJECTION · DRAWING: A3-SIZE · SERIES: 90120	MATERIAL NUMBER: SEE TABLE · CUSTOMER: GENERAL MARKET · SHEET NUMBER: 1 OF 2

DOCUMENT STATUS	RQ	RELEASE DATE	

FORMAT: master-tb-prod-A3
REVISION: H
DATE: 2018/01/18

PLATING OPTIONS	PLATING DESRIPTION
A	3.00µm MIN TIN OVER 1.27MIN NICKEL OVERALL
E	0.38µm MIN GOLD IN SELECTED AREA (2 SIDES) AND 3.00µm MIN TIN IN SELECTED AREA AND 1.30µm MIN NICKEL OVERALL
F	0.76µm MIN GOLD IN SELECTED AREA (2 SIDES) AND 3.00µm MIN TIN IN SELECTED AREA AND 1.30µm MIN NICKEL OVERALL
G	0.05-0.10µm GOLD FLASH IN SELECTED AREA (2 SIDES) AND 3.00µm MIN TIN IN SELECTED AREA AND1.30µm MIN NICKEL OVERALL

CIRCUIT SIZE	PLATING TYPE A PART NO.	PLATING TYPE E PART NO.	PLATING TYPE F PART NO.	PLATING TYPE G PART NO.
1X1	90120-0121	90120-0761	90120-0921	90120-1081
1X2	-0122	-0762	-0922	-1082
1X3	-0123	-0763	-0923	-1083
1X4	-0124	-0764	-0924	-1084
1X5	-0125	-0765	-0925	-1085
1X6	-0126	-0766	-0926	-1086
1X7	-0127	-0767	-0927	-1087
1X8	-0128	-0768	-0928	-1088
1X9	-0129	-0769	-0929	-1089
1X10	-0130	-0770	-0930	-1090
1X11	-0131	-0771	-0931	-1091
1X12	-0132	-0772	-0932	-1092
1X13	-0133	-0773	-0933	-1093
1X14	-0134	-0774	-0934	-1094
1X15	-0135	-0775	-0935	-1095
1X16	-0136	-0776	-0936	-1096
1X17	-0137	-0777	-0937	-1097
1X18	-0138	-0778	-0938	-1098
1X19	-0139	-0779	-0939	-1099
1X20	-0140	-0780	-0940	-1100
1X21	-0141	-0781	-0941	-1101
1X22	-0142	-0782	-0942	-1102
1X23	-0143	-0783	-0943	-1103
1X24	-0144	-0784	-0944	-1104
1X25	-0145	-0785	-0945	-1105
1X26	-0146	-0786	-0946	-1106
1X27	-0147	-0787	-0947	-1107
1X28	-0148	-0788	-0948	-1108
1X29	-0149	-0789	-0949	-1109
1X30	-0150	-0780	-0950	-1110
1X31	-0151	-0791	-0951	-1111
1X32	-0152	-0792	-0952	-1112
1X33	-0153	-0793	-0953	-1113
1X34	-0154	-0794	-0954	-1114
1X35	-0155	-0795	-0955	-1115
1X36	-0156	-0796	-0956	-1116
1X37	-0157	-0797	-0957	-1117
1X38	-0158	-0798	-0958	-1118
1X39	-0159	-0799	-0959	-1119
1X40	90120-0160	90120-0800	90120-0960	90120-1120

PENDING APPROVAL

STANDARD PRODUCTS

THIS DRAWING CONTAINS INFORMATION THAT IS PROPRIETARY TO MOLEX ELECTRONIC TECHNOLOGIES, LLC AND SHOULD NOT BE USED WITHOUT WRITTEN PERMISSION

SYMBOLS: A = 0; C = 0; E = 0; S = 0; ▼ = 0; C = 0; ☒ = 0; ■ = 0; ▽ = 0

DIMENSION UNITS: mm | SCALE: NTS

GENERAL TOLERANCES (UNLESS SPECIFIED)

ANGULAR TOL	±	3.0 °
4 PLACES	±	
3 PLACES	±	
2 PLACES	±	0.2
1 PLACE	±	
0 PLACES	±	

DRAFT WHERE APPLICABLE MUST REMAIN WITHIN DIMENSIONS

CURRENT REV DESC:

EC NO: 618808
DRWN: NMANE02 2019/06/10
CHK'D:
APPR:

INITIAL REVISION:
DRWN: ATSEE 2011/12/28
APPR: MLONG 2012/02/24

molex

C-GRID III
SINGLE ROW STRAIGHT PIN HEADER

PRODUCT CUSTOMER DRAWING

DOCUMENT NUMBER	DOC TYPE	DOC PART	REVISION
SD-90120-001	PSD	001	N7

THIRD ANGLE PROJECTION	DRAWING	SERIES	MATERIAL NUMBER	CUSTOMER	SHEET NUMBER
	A3-SIZE	90120	SEE TABLE	GENERAL MARKET	2 OF 2

DOCUMENT STATUS	RQ	RELEASE DATE	

FORMAT: master-tb-prod-A3
REVISION: H
DATE: 2018/01/18