

# SPECIFICATION FOR APPROVAL

## 承認書

Description : Piezo Audio Transducer

Kingstate Part No. : KMTG1603-1

Customer's Model No. :

Specification No. : PKD-7904

Number Of The Edition : 1.5

CUSTOMER'S APPROVED SIGNATURE		

志豐電子股份有限公司 KINGSTATE ELECTRONICS CORP.




Address: 10F, No. 69-11, Sec. 2, Chung Cheng E. Rd., Tamshui County, Taipei Hsien, Taiwan, R.O.C.

International sales dept: TEL: 886-2-2809-5651 FAX: 886-2-2809-7151

Domestic sales dept: TEL: 886-2-2809-0668 FAX: 886-2-28096748

<http://www.kingstate.com.tw>

Approved by	Checked by	Issued by
 04/29/09	舒跃群 04/24/09	Qin 04/24/09



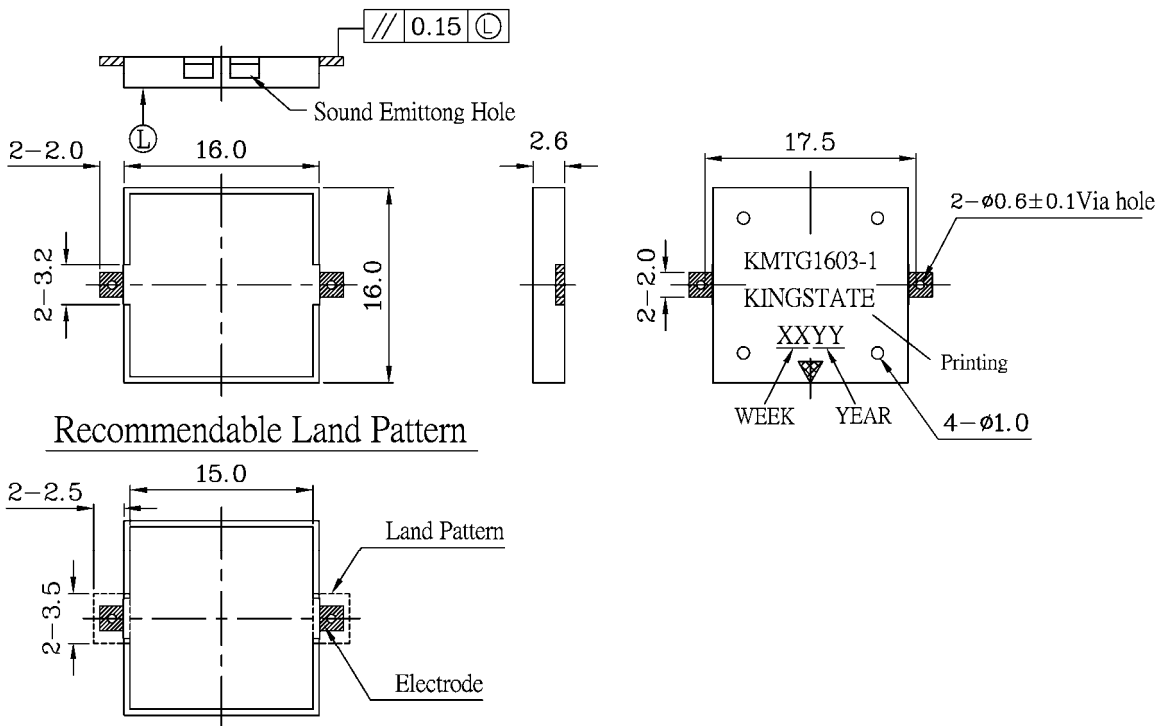
## A. SCOPE 範疇

This specification applies piezo audio transducer, **KMTG1603-1**  
 此規格書適用於壓電式蜂鳴器, **KMTG1603-1**

## B. SPECIFICATION 規格

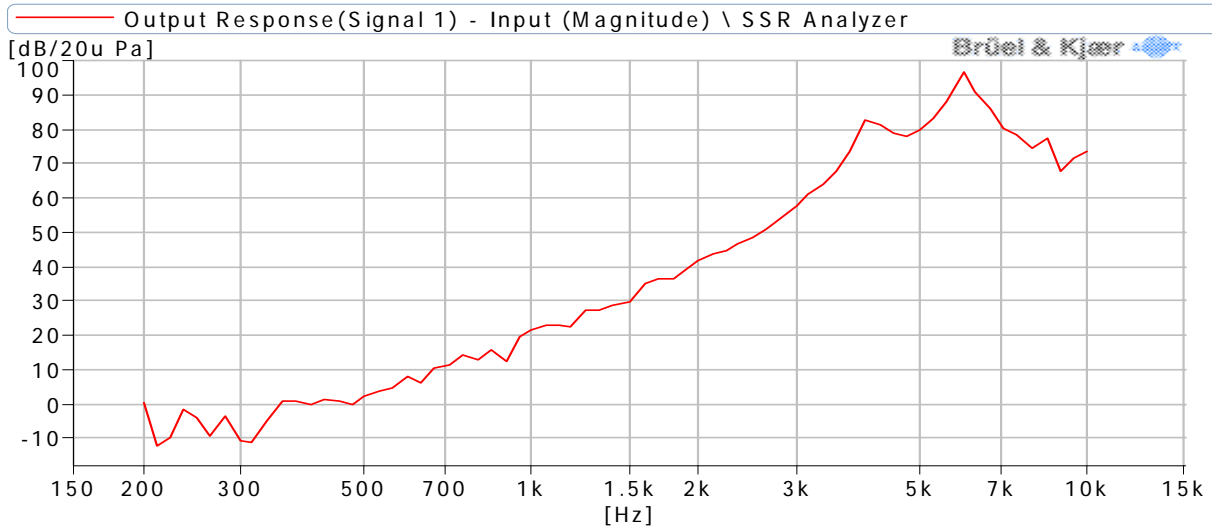
No.	Item	Unit	Specification	Condition
1	Operating Volt. Range 最大操作電壓	Vp-p	MAX 25	
2	Current consumption 消耗電流	mA	MAX 5	at 3Vp-p, square wave, 4.0KHz.
3	Sound pressure level 輸出音壓	dB	MIN 81	at 10cm/3Vp-p, square wave, 4.0KHz
4	Electrostatic capacity 靜電容量	pF	20,000 ± 30%	at 1KHz/1V
5	Operating temp. 操作溫度		-40 ~ +120	
6	Storage temp. 儲存溫度		-40 ~ +120	
7	Dimension 尺寸	mm	L16.0 x W16.0 x H2.6	See appearance drawing 請參照外觀尺寸圖
8	Weight (MAX) 重量	gram	0.96	
9	Material 材質		LCP ( White ) + PCB (FR4)	
10	Terminal 端子		SMD type (鍍化金/Plating Au:3~5um)	See appearance drawing 請參照外觀尺寸圖
11	Environmental Protection Regulation 環保法規		RoHS	

## C. APPEARANCE DRAWING 外觀尺寸圖



**Tol: ± 0.2**  
**Unit: mm**

## D. TYPICAL FREQUENCY RESPONSE CURVE 頻率響應曲線



## E. MEASURING METHOD 測量方法

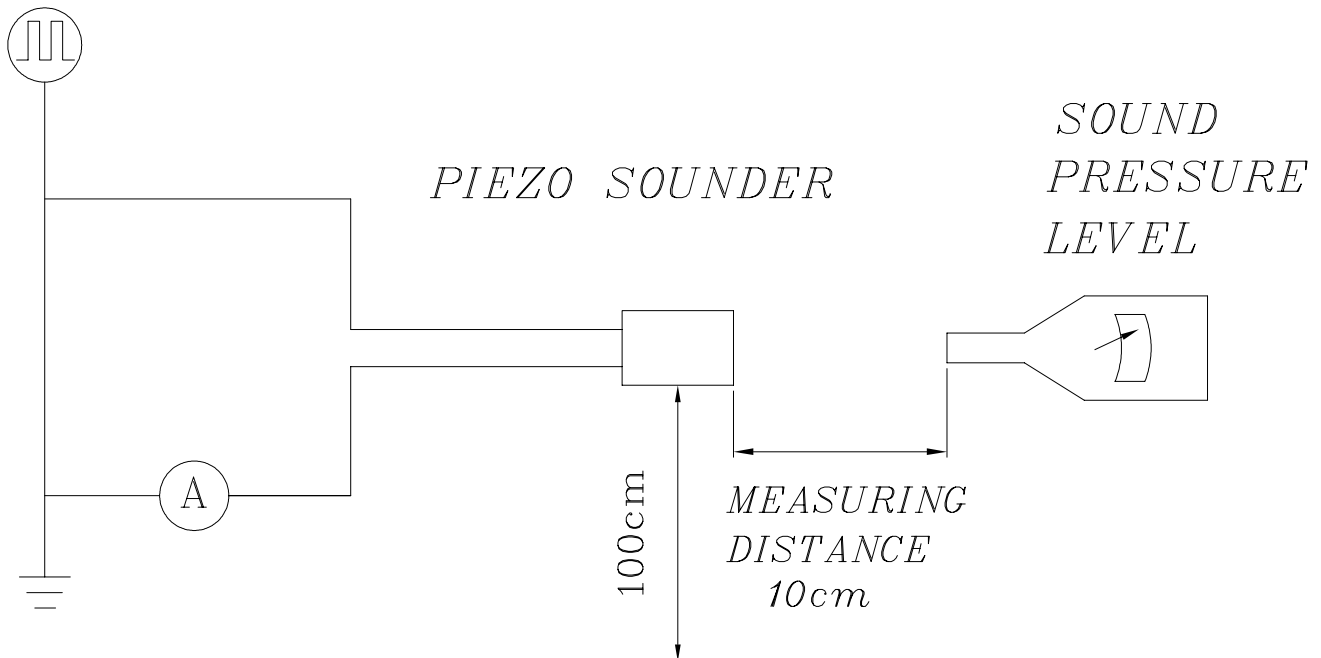
S.P.L. Measuring Circuit 音壓測試接線圖

Input Signal: 3Vp-p, 4.0kHz, Square Wave

輸入信號: 3Vp-p, 4.0kHz, 方波

Temp.: 25±3 Humidity: 60±10%, Free Room

溫度: 25±3 , 濕度: 60±10%, Free Room



Mic : RION S.P.L meter UC30 or equivalent

Mic : RION 噪音計 UC30 或同等品

S.G : Hewlett Packard 33120A Function Generator or equivalent

S.G : Hewlett Packard 33120A 函數信號產生器或同等品

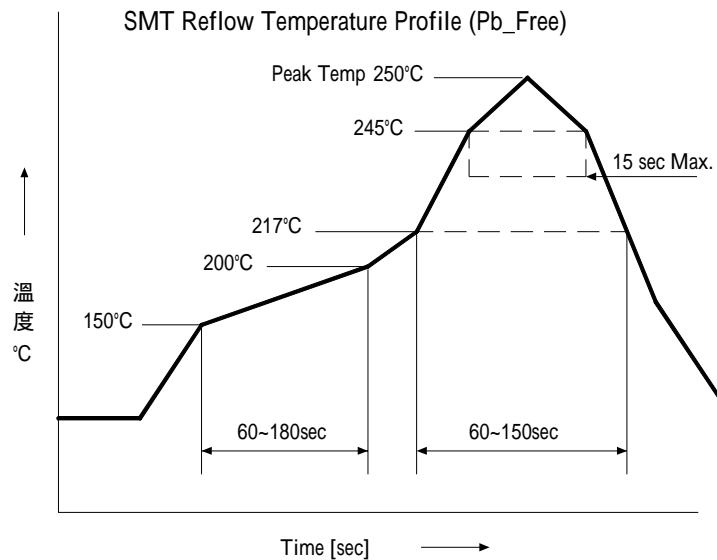
Test Photo:



## F. MECHANICAL CHARACTERISTICS 機械特性

No.	Item	Test condition	Evaluation standard
1	Solderability 焊錫附著性	Lead terminals are immersed in rosin for 5 seconds and then immersed in solder bath of $+270 \pm 5$ for $2 \pm 0.5$ second. 端子浸松香液中 5 秒後置於錫膏內,錫膏溫度: $+270 \pm 5$ . 焊接時間: $2 \pm 0.5$ 秒.	95% surface of lead pads must be covered with fresh solder 錫膏須覆蓋端子上方 95%
2	Soldering Heat Resistance 焊錫耐熱性	1)IR reflow 遠紅外線熱風迴焊爐 Pre-heating conditions shall be $+150$ to $+200$ for 60 to 180 seconds. Ascending time up to $+250$ shall be longer than 55 seconds. Heating conditions shall be within 15 seconds at $+245$ min. But peak temperature shall be lower than $+250$ ,then being place in natural condition for 1 hour, sounder shall be measured 預熱條件為加熱到 $+150$ to $+200$ 為 60 到 180 秒. 加熱到 245 時間須長於 55 秒. 焊接條件為 15 秒最低 $+245$ , 最高不可超過 $+250$ . 結束後須靜置於室溫中 1 小時後進行檢測 2)Soldering Iron 烙鐵 Soldering iron of $+270 \pm 5$ shall be placed 0.5mm above from electrode of sounder. Melting solder through soldering iron shall be applied to electrode for $3 \pm 1$ seconds, then being place in natural condition for 4 hours, sounder shall be measured. $+270 \pm 5$ 的烙鐵置於電極上方 0.5mm 處, 以烙鐵將焊錫溶於電極上 $3 \pm 1$ 秒,然後置於室溫中 4 小時後進行檢測.	No interference in operation. 操作上無任何不良.
3	Terminal Mechanical Strength 端子強度	The force 10 seconds of 9.8N(1kg) is applied to each terminal is axial direction. 對每一端子以軸方向, 施 9.8N(1kg)拉力 10 秒.	No damage and cutting off 端子不鬆動, 不脫落
4	Vibration 振動測試	The part shall be subjected to a vibration cycle of 10Hz to 55Hz in a period of 1 minute. Total peak amplitude shall be 1.55mm . The vibration test shall consist of 2 hours per axis in each three axes (X, Y, Z), Total 6 hours. 振幅 1.55mm, 頻率 10Hz-55Hz,時間 1 分鐘 X,Y,Z 3 個方向各 2 小時, 共 6 小時.	After the test the part shall meet specifications without any damage in appearance and performance except SPL. The SPL shall be in $\pm 4$ dB compared with initial one,Higher than 81 dB. 經測試後,單體除音壓外,外觀及電氣特性須符合規格.輸出音壓變化量須在 $\pm 4$ dB 內,且 $>81$ dB.
5	Piezo ass'y Solder joint rally test 蜂鳴片焊點拉力測試	Piezo ass'y on the spot for each piece of wire, to exert the level of tension, the rate of 20mm/min, may have to bear the min.200g Rally 對蜂鳴片每一焊點的線材,施加水平拉力,速率 20mm/min,須可承受 min.200g 的拉力	The product which was tested can not be packed and deliver, it should be abandoned 測試后的產品不可包裝出貨,以報廢處理

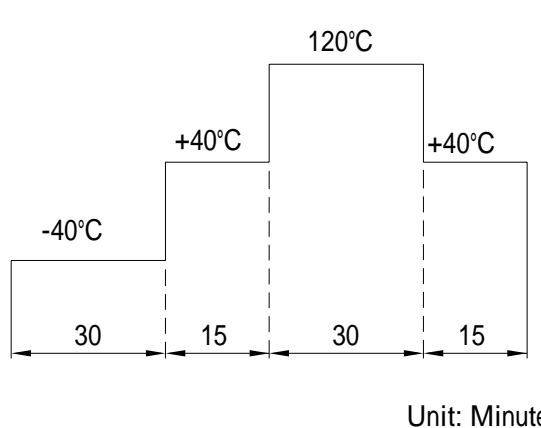
## G. Recommended Temperature Profile For Reflow Oven 建議迴焊爐溫度曲線



Note: 245 is Less than 15 sec., but only pass the lead free reflow once. The SPL should be in  $\pm 4$ dB compared with initial one, Higher than 81 dB.

備注: 245 不可超過 15 秒, 且只能過無鉛迴流焊一次. 輸出音壓變化量須在  $\pm 4$ dB 內, 且  $> 81$ dB.

## H. ENVIRONMENT TEST 環境測試

No.	Item	Test Condition	Evaluation standard
1	High temp. test 高溫測試	After being placed in a chamber at +120 for 240 hours 置於+120 環境中 240 小時	
2	Low temp. test 低溫測試	After being placed in a chamber at -40 for 240 hours 置於-40 環境中 240 小時	
3	Humidity test 相對濕度測試	After being placed in a chamber at +40 and 90 $\pm$ 5% relative humidity for 240 hours 置於+40, 相對濕度 90 $\pm$ 5% 環境中 240 小時	
3	Temp. Cycle 溫度循環測試	The part shall be subjected to 5 cycles. 單體承受溫度循環測試 5 次. 其循環內容如圖示. 	Being placed for 4 hours at +25, buzzer shall be measured. The value of oscillation frequency/ current consumption should be in $\pm 10\%$ compared with initial ones. The SPL should be in $\pm 4$ dB compared with initial one, Higher than 81 dB. 經測試後, 靜置於+25 (室溫) 環境中 4 小時後, 諧振頻率與消耗電流變化量須在 $\pm 10\%$ 內. 輸出音壓變化量須在 $\pm 4$ dB 內, 且 $> 81$ dB.

## I. RELIABILITY TEST 信賴性測試


No.	Item	Test condition	Evaluation standard
1	Operating life test 壽命測試	1.Continuous life test 高溫壽命測試(連續) 48 hours continuous operation at +105 with rated voltage applied. 在+105 環境下,以額定電壓連續操作 48 小時。 2.Intermittent life test 室溫壽命測試(間歇) A duty cycle of 1 minute on, 1 minutes off, a minimum of 5000 times at room temp.( +25 ±2 )and rated voltage applied. 在室溫下(+25 ±2 ), 以額定電壓操作, 通電 1 分鐘/斷電 1 分鐘,測試 5000 次循環。	Being placed for 4 hours at +25 , buzzer shall be measured. The value of oscillation frequency/ current consumption should be in ±10% compared with initial ones .The SPL should be in ±4dB compared with initial one, Higher than 81 dB. 經測試後, 靜置於+25 (室溫) 環境中 4 小時後,諧振頻率與消耗電流變化量須在±10%內. 輸出音壓變化量須在±4dB 內, 且>81dB.

### TEST CONDITION.

Standard Test Condition 一般測試條件	:	a) Temperature : +5 ~ +35	b) Humidity : 45-85%	c) Pressure : 860-1060mbar
Judgment Test Condition 爭議時測試條件	:	a) 溫度 : +5 ~ +35	b) 濕度 : 45-85%	c) 氣壓 : 860-1060mbar
	:	a) Temperature : +25 ±2	b) Humidity : 60-70%	c) Pressure : 860-1060mbar
	:	a) 溫度 : +25 ±2	b) 濕度 : 60-70%	c) 氣壓 : 860-1060mbar


## J. APPEARANCE

### 外觀




## K. ADHEREING METHOD FOR CERAMIC DISC & NI-ALLOY DISC

### 陶瓷片與鎳合金片粘接方式



**L. PIN assembly Resin test standard PIN 組裝溢膠檢驗標準**



**PIN bottom are not allowed to overflow glue, glue over the top criteria: Max.0.25mm**

**PIN 底面不允許有溢膠,上面溢膠標準:Max.0.25mm**

**M. PACKING STANDARD 包裝規格**

