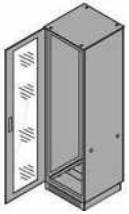

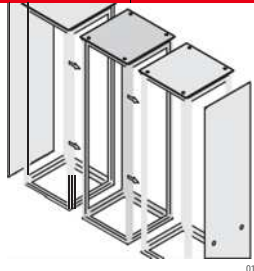



# Cabinets – Varistar CP Electronics

**EXTERIOR MOUNTING FRAMES, SIDE-BY-SIDE MOUNTING KITS, ADJUSTABLE FEET, CASTORS**
**ORDER INFORMATION**

					Frame		Side-by-side	Side-by-side mounting kit IP 55 / EMC (with gasketing)	Adjustable feet	Castors		
					Static Frame 1600 kg	Mobile Frame 1000 kg				With adjustable feet diameter 85 mm	With 2lockers, diameter 85 mm	With 2 lockers,diameter 125 mm
 <p>Completely in RAL 7021 (black grey)</p>												
					static load-carrying capacity: 1600 kg, St, 1.5 mm, zinc-plated, with central GND/earthing point, please order adjustable feet or castors separately	static load-carrying capacity: 1000 kg, St, 1.5 mm, zinc-plated, with central GND/earthing point, please order adjustable feet or castors separately	side-by-side mounting bracket (4 pieces), St; RAL 7021, not in combination with decorative frame	side-by-side mounting bracket (6 pieces) St, plus 12 screws, RAL 7021, not in combination with decorative frame	for the frame, static load-carrying capacity: 1000 kg, cannot be used with base/plinth height 20..40mm	for the frame, static load-carrying capacity: 400 kg, cannot be used with base/plinth, height 85 to 95mm, diameter 85mm	for the frame, static load-carrying capacity: 900 kg, cannot be used with base/plinth, diameter 85mm	for the frame, static load-carrying capacity: 400 kg, cannot be used with base/plinth, diameter 125mm, with rubberized roller
No.	Cabinet dimensions				1 piece assembled	1 piece assembled	PU 1 kit supplied loose	PU 1 kit supplied loose	PU 4 pieces assembled	PU 4 pieces	PU 4 pieces	PU 4 pieces
	Height	Width	Depth									
	U	mm	mm	mm								
Completely in RAL 7021					RAL 7021	RAL 7021	RAL 7021					
1	24	1200	600	600	20630-065	20630-193	<b>23130-061</b>	<b>24630-122</b>	<b>24630-016</b>	<b>24630-018</b>	<b>24630-020</b>	<b>24630-104</b>
2	24	1200	600	800	20630-066	20630-194						
3	29	1400	600	600	20630-075	20630-203	<b>23130-061</b>	<b>24630-122</b>	<b>24630-016</b>	<b>24630-018</b>	<b>24630-020</b>	<b>24630-104</b>
4	29	1400	600	800	20630-076	20630-204						
5	33	1600	600	600	20630-083	20630-211	<b>23130-061</b>	<b>24630-122</b>	<b>24630-016</b>	<b>24630-018</b>	<b>24630-020</b>	<b>24630-104</b>
6	33	1600	600	800	20630-084	20630-212						
7	38	1800	600	600	20630-091	20630-219	<b>23130-061</b>	<b>24630-122</b>	<b>24630-016</b>	<b>24630-018</b>	<b>24630-020</b>	<b>24630-104</b>
8	38	1800	600	800	20630-092	20630-220						
9	38	1800	800	600	20630-095	20630-223						
10	42	2000	600	300	20630-261	-						
11	42	2000	600	600	20630-099	20630-227	<b>23130-061</b>	<b>24630-122</b>	<b>24630-016</b>	<b>24630-018</b>	<b>24630-020</b>	<b>24630-104</b>
12	42	2000	600	800	20630-100	20630-228						
13	42	2000	800	600	20630-105	20630-233						
14	42	2000	800	800	20630-106	20630-234						
15	47	2200	600	300	20630-262	-						
16	47	2200	600	600	20630-111	20630-239	<b>23130-061</b>	<b>24630-122</b>	<b>24630-016</b>	<b>24630-018</b>	<b>24630-020</b>	<b>24630-104</b>
17	47	2200	600	800	20630-112	20630-240						
18	47	2200	800	600	20630-117	20630-245						
19	47	2200	800	800	20630-118	20630-246						

Coupling roof trim IP 20,1 kit 24630-017


 1. / 3. Grounding kit for Cabinet (4 mm<sup>2</sup>)

 2. Grounding kit for Cabinet (10 mm<sup>2</sup>)

**ACCESSORIE:**

1. Grounding kit for Cabinet (4 mm<sup>2</sup>), **24630-001**
2. Grounding kit for Cabinet (10 mm<sup>2</sup>), **24630-092**
3. Grounding kit for Cabinet (4 mm<sup>2</sup>), **24630-093** according to fire reaction, according to EN50399, B2ac)

**NOTE**

- Please order one grounding kit per cabinet frame. The kit is sufficient to ground all components of the cabinet.