

## OT FIT 150/220-240/12 P

CV Power supplies 12 V



### Product family benefits

- Versatile scope of application due to output power range of up to 120 W
- Very high efficiency
- IP rating: up to IP67
- High surge protection: up to 3 kV (L-N) / 6 kV (L/N-PE)

### Areas of application

- Suitable for indoor and outdoor installations
- Ideal for mounting in very tight spaces

## Technical data

### Electrical data

Nominal input voltage	220...240 V
Mains frequency	50...60 Hz
Input voltage AC	198...264 V
Total harmonic distortion	< 5 % <sup>1)</sup>
Power factor $\lambda$	0.95 <sup>2)</sup>
Efficiency in full-load	91 % <sup>3)</sup>
Device power loss	14.8 W
Inrush current	55 A <sup>4)</sup>
Max. ECG no. on circuit breaker 10 A (B)	4
Max. ECG no. on circuit breaker 10 A (C)	9
Max. ECG no. on circuit breaker 16 A (B)	7
Max. ECG no. on circuit breaker 16 A (C)	16
Max. ECG no. on circuit breaker 25 A (B)	10
Surge capability (L-N)	6 kV
Nominal output voltage	12.5 V
U-OUT (working voltage)	13 V
Nominal output power	150 W
Maximum output power	150 W <sup>5)</sup>
Galvanic isolation	SELV
Surge capability (L/N-Ground)	6 kV
Output ripple Voltage (100 Hz)	< 3 % <sup>6)</sup>

<sup>1)</sup> At full load, 230 V, 50 Hz / see graphs

<sup>2)</sup> Typical, Full load, 230 VAC, 50 Hz / 60 Hz

<sup>3)</sup> at 230 V, 50 Hz

<sup>4)</sup> At Full Load, 240VAC, Cold StartDuration=500uS 50%Ipk – 50%Ipk

<sup>5)</sup> at steady state

<sup>6)</sup> ripple @ 100 Hz / full load

## Dimensions & weight



<b>Mounting hole spacing, length</b>	188.0 mm
<b>Product weight</b>	920.00 g
<b>Cable cross-section, input side</b>	1.0 mm <sup>2</sup> <sup>1)</sup>
<b>Cable cross-section, output side</b>	1.5 mm <sup>2</sup> <sup>2)</sup>
<b>Wire preparation length, input side</b>	60 mm
<b>Wire preparation length, output side</b>	10 mm
<b>Mounting hole spacing, width</b>	27.0 mm
<b>Length</b>	202.0 mm
<b>Width</b>	53.0 mm
<b>Height</b>	31.5 mm

<sup>1)</sup> H05RN-F/3x1.0 mm<sup>2</sup>

<sup>2)</sup> H07RN-F/2X1.5mm<sup>2</sup>

## Colors & materials

<b>Casing material</b>	Metal
------------------------	-------

## Temperatures & operating conditions

<b>Ambient temperature range</b>	-40...+50 °C <sup>1)</sup>
<b>Maximum temperature at tc test point</b>	90 °C
<b>Max.housing temperature in case of fault</b>	-
<b>Temperature range at storage</b>	-40...+85 °C
<b>Permitted rel. humidity during operation</b>	5...85 % <sup>2)</sup>

<sup>1)</sup> At fullload, Tc not exceeded

<sup>2)</sup> Non-condensing

## Lifespan

<b>ECG lifetime</b>	50000 h <sup>1)</sup>
---------------------	-----------------------

<sup>1)</sup> tc = 80°C - 0,2% / 1'000 h failure rate

### Additional product data

Predecessor EAN	4008321790835
-----------------	---------------

### Capabilities

Dimmable	No
Dimming interface	Not dimmable
Overheating protection	Automatic reversible
Overload protection	Automatic reversible
Short-circuit protection	Automatic reversible
No-load proof	Yes
Intended for no-load operation	No
Suitable for fixtures with prot. class	I / II
Type of connection, input side	Wires
Type of connection, output side	Wires
Number of channels	1

### Certificates & standards

Approval marks – approval	CE / CCC / ENEC / TISI / RCM
Standards	Acc. to EN 61347-1/Acc. to EN 61347-2-13/Acc. to EN 55015/Acc. to EN 61547/Acc. to EN 61000-3-2/Acc. to EN 61000-3-3/Acc. to EN 60598-1/Acc. to EN 62384
Protection class	I
Type of protection	IP66/IP67

### Logistical data





Commodity code	850440839000
----------------	--------------

### Environmental information

Information according Art. 33 of EU Regulation (EC) 1907/2006 (REACH)	
Date of Declaration	14-04-2022
Primary Article Identifier	4062172133500
Candidate List Substance 1	Lead
CAS No. of substance 1	7439-92-1
Safe Use Instruction	The identification of the Candidate List substance is sufficient to allow safe use of the article.
Declaration No. in SCIP database	e25c5e1d-f2bf-4001-ae33-57a4ef9240c6

## Product datasheet

### Download Data

File	
	User instruction OPTOTRONIC LED Power Supply
	Product Datasheet Datasheet-OT FIT 150_220-240_12_P
	Declarations of conformity OT FIT 12P CE 4192443 02 220222
	CAD data 3-dim OT FIT 150 220-240 12 P - 3D stp file

### Ecodesign regulation information:

Intended for use with LED modules.

The forward voltage of the LED light source shall be within the defined operating window of the control gear in all operating conditions including dimming if applicable.

Separate control gear and light sources must be disposed of at certified disposal companies in accordance with Directive 2012/19/EU (WEEE) in the EU and with Waste Electrical and Electronic Equipment (WEEE) Regulations 2013 in the UK. For this purpose, collection points for recycling centres and take-back systems (CRSO) are available from retailers or private disposal companies, which accept separate control gear and light sources free of charge. In this way, raw materials are conserved and materials are recycled.

### Logistical Data

Product code	Product description	Packaging unit (Pieces/Unit)	Dimensions (length x width x height)	Volume	Gross weight
4062172133500	OT FIT 150/220-240/12 P	Shipping carton box 15	349 mm x 284 mm x 153 mm	15.16 dm <sup>3</sup>	14185.00 g

The mentioned product code describes the smallest quantity unit which can be ordered. One shipping unit can contain one or more single products. When placing an order, for the quantity please enter single or multiples of a shipping unit.

### Disclaimer

Subject to change without notice. Errors and omission excepted. Always make sure to use the most recent release.