

Lytebeam - Accessories

Lytebeam L Coupler - White

2037854



Product features

- LyteBeam L coupler, provides mechanical and electrical connection between two tracks, plastic, cable entry rear of track, (LxWxH) 85x37x45mm, 0.56kg, White



PRODUCT OVERVIEW

Product name	Lytebeam L Coupler - White
Technology	Accessory
Housing	Other
Mount	Suspended
Environment	Internal
General application	Museums & Galleries
ETIM Class	EC002556
Warranty	5 years
Housing colour	White
Product EAN number	5025768378548

DATA TABLE

General data

Product name	Lytebeam L Coupler - White
Technology	Accessory
Housing	Other
Mount	Suspended
Environment	Internal
General application	Museums & Galleries
ETIM Class	EC002556
Warranty	5 years

Optical data

Adjustable chromaticity	N
-------------------------	---

Electrical data

Transformer required	Yes
----------------------	-----

Physical data

Housing colour	White
Weight (kg)	0.56

Lytebeam - Accessories

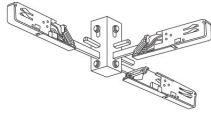
Lytebeam L Coupler - White

2037854

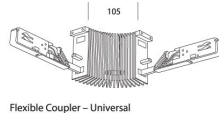
Packaging

Single packaging type	Carton
Product EAN number	5025768378548
Packaging single length / height (cm)	17.5
Packaging single width (cm)	15.0
Packaging single depth (cm)	17.5
Units per outer package	1
Packaging outer length / height (cm)	17.5
Packaging outer width (cm)	15.0
Packaging outer depth (cm)	17.5

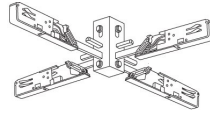
TECHNICAL DRAWINGS



T - Left Hand and Right Hand



Flexible Coupler - Universal



X - Universal



L - Coupler Inside/outside (converts)