

INSAVER SLIM 205/225 MULTIPOWER

Insaver Slim U19 IP44 205 Multipower 650-2000lm840
0030453



Product features

- Insaver Slim is a ceiling recessed LED downlight (IP44 from the front), Die-cast aluminium body, loop in loop out connector for quick installation, Non dimmable LED driver, 4000K; UGR <19 with shallow product depth 60mm. The range features a multipower functionality where the luminous flux of the luminaire can be tailored to local needs by only setting a quick selector switch on the driver. 8 steps available with adjustable lumen output of 650 - 2000lm at 4000K. Meets TP(a) requirements.



PRODUCT OVERVIEW

Product name	Insaver Slim U19 IP44 205 Multipower 650-2000lm840
Technology	LED
Cap/Base	N/A
Housing	Aluminium
Mount	Ceiling recessed mounting
General application	Hospitality, Office, Retail
ETIM Class	EC001744
E-number FI	4278487
Warranty	5 years
Fixture luminous flux (lm)	2000
Luminaire efficacy (lm/W)	121
Colour temperature (K)	4000
Light colour	Neutral White
CRI (Ra)	80
Colour Variation Initial (SDCM)	SDCM3
Beam Angle (°)	60
Glare control	< 19
Photobiological Risk Group	RG1
Total power consumption (W)	16.5
Electrical protection	Class II
Control gear type	LED driver constant current
Dimmable	No
Dimming method	N/A
LED Flickering Rate	Ultra low (5% or less)
Housing colour	RAL 9003 - Signal white
IP rating	IP44/20
IK rating	IK07
Product EAN number	5410288304533

DATA TABLE

General data

INSAVER SLIM 205/225 MULTIPOWER

Insaver Slim U19 IP44 205 Multipower 650-2000lm840
0030453

Product name	Insaver Slim U19 IP44 205 Multipower 650-2000lm840
Technology	LED
Cap/Base	N/A
Housing	Aluminium
Mount	Ceiling recessed mounting
General application	Hospitality, Office, Retail
Operating temperature range (°C)	-10°C...+40°C
Performance ambient temperature Tq (°C)	40
ETIM Class	EC001744
E-number FI	4278487
Warranty	5 years

Optical data

Fixture luminous flux (lm)	2000
Luminaire efficacy (lm/W)	121
Colour temperature (K)	4000
Light colour	Neutral White
CRI (Ra)	80
Colour Variation Initial (SDCM)	SDCM3
Beam Angle (°)	60
Distribution type	Symmetric
Glare control	< 19
Photobiological Risk Group	RG1

Electrical data

Total power consumption (W)	16.5
Mains voltage (V)	220-240V
Lamp power factor	0.9
THD (at 230 V, 50 Hz, full load, at 100% dimming level) xx.x %	15.0
Electrical protection	Class II
Control gear required	No
Control gear type	LED driver constant current
No. Of switching cycles before premature failures	>100000
Transformer required	No
Dimmable	No
Dimming method	N/A
Drive current (mA)	500
Inrush Current (A)	10
Inrush Duration (µs)	100
Glow Wire Test (°C)	850
Energy Efficiency Class (A->G) of contained light source	D
Nominal Frequency (Hz)	50/60Hz
LED Flickering Rate	Ultra low (5% or less)
Max. Luminaires per 10A C Breaker	38
Max. Luminaires per 13A C Breaker	47
Max. Luminaires per 16A C Breaker	57

INSAVER SLIM 205/225 MULTIPOWER

Insaver Slim U19 IP44 205 Multipower 650-2000lm840
0030453

Max. Luminaires per 20A C Breaker 66

Lifetime data

Lifespan L70 B50	90000
Lifespan L80 B20	90000
Lifespan L90 B10	39000

Physical data

Housing colour	RAL 9003 - Signal white
IP rating	IP44/20
IK rating	IK07
Diffuser finish	Other
Diffuser material	None
Reflector finish	Silver
Nominal Product Length (mm)	220
Nominal Product Width (mm)	220
Nominal Product Height (mm)	60
Nominal Product Diameter (mm)	220
Cutout Dimensions (W x L in mm or Diameter in mm)	205
Weight (kg)	0.73

Packaging

Single packaging type	Carton
Product EAN number	5410288304533
Packaging single length / height (cm)	23.2
Packaging single width (cm)	23.2
Packaging single depth (cm)	8.0
DUN14 (outer)	15410288304530
Units per outer package	12
Packaging outer length / height (cm)	48.0
Packaging outer width (cm)	48.0
Packaging outer depth (cm)	26.0

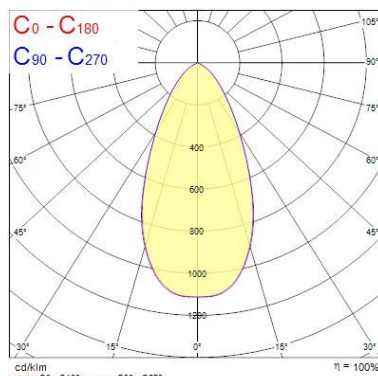
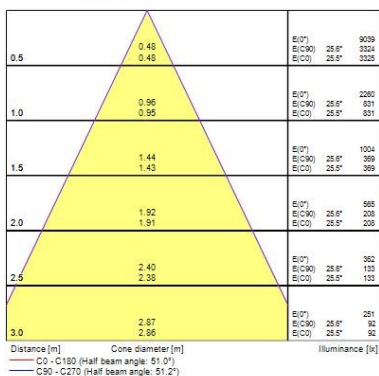
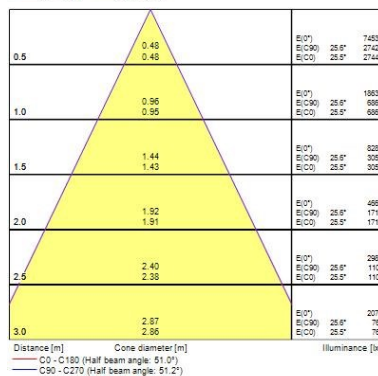
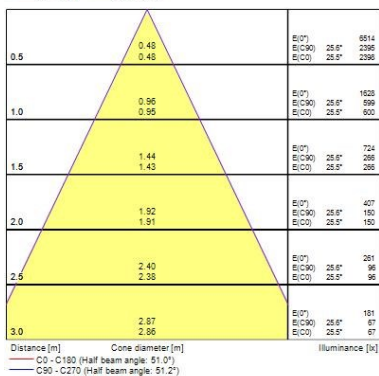
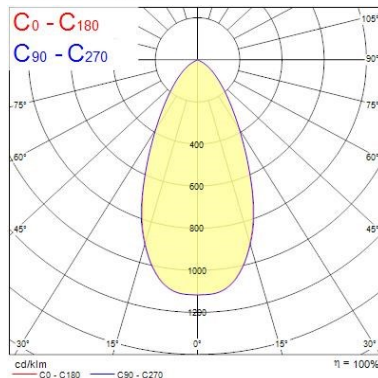
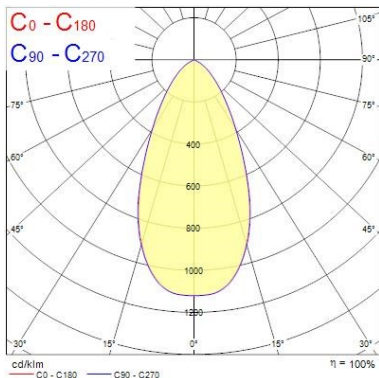
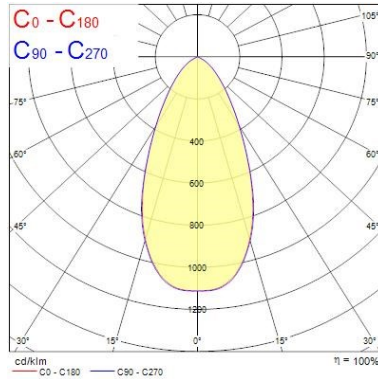
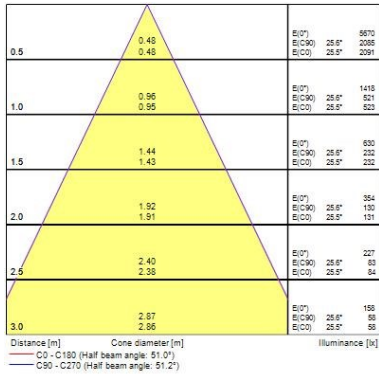
Safety data

Optimal operating condition (°C)	-10-40
----------------------------------	--------

PHOTOMETRY

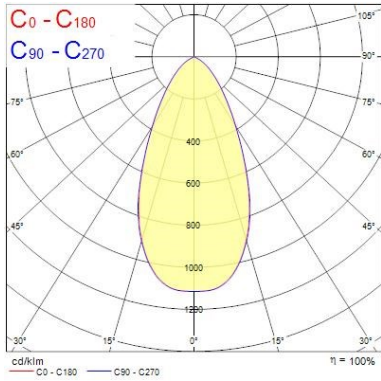
INSAVER SLIM 205/225 MULTIPOWER

Insaver Slim U19 IP44 205 Multipower 650-2000lm840
0030453



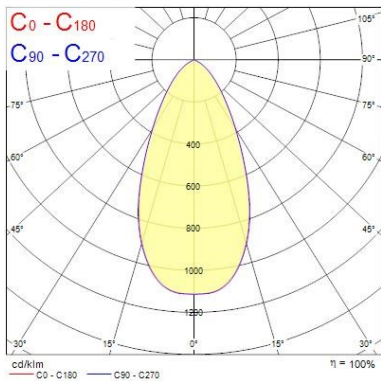
INSAVER SLIM 205/225 MULTIPOWER

Insaver Slim U19 IP44 205 Multipower 650-2000lm840
0030453



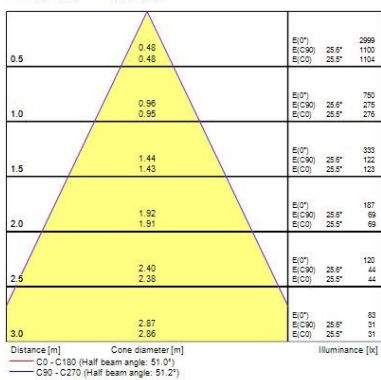
Distance [m]	Cone diameter [m]	E _{0°} [lx]	E _{10°} [lx]	E _{30°} [lx]	E _{45°} [lx]	E _{60°} [lx]	E _{75°} [lx]	E _{90°} [lx]
0.5	0.48	990	141	143				
1.0	0.96	975	358	359				
1.5	1.44	433	199	199				
2.0	1.92	244	99	90				
2.5	2.40	196	67	67				
3.0	2.87	108	40	40				

Distance [m] Cone diameter [m] Illuminance [lx]
 C0 - C180 (Half beam angle: 51.0°)
 C90 - C270 (Half beam angle: 51.2°)



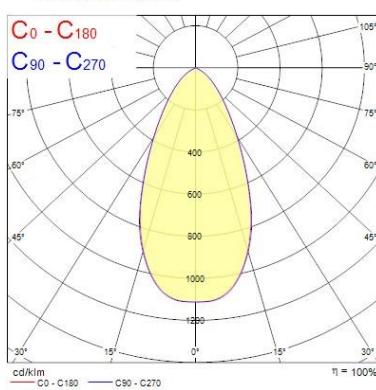
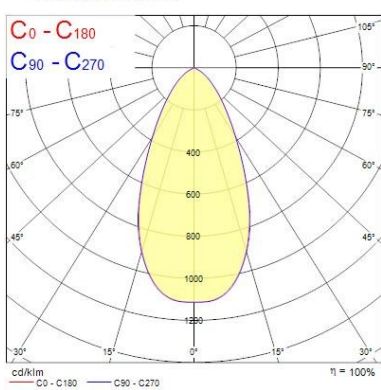
Distance [m]	Cone diameter [m]	E _{0°} [lx]	E _{10°} [lx]	E _{30°} [lx]	E _{45°} [lx]	E _{60°} [lx]	E _{75°} [lx]	E _{90°} [lx]
0.5	0.48	2035	3036	3036				
1.0	0.96	2054	759	750				
1.5	1.44	917	337	338				
2.0	1.92	515	190	190				
2.5	2.40	330	121	122				
3.0	2.87	229	84	84				

Distance [m] Cone diameter [m] Illuminance [lx]
 C0 - C180 (Half beam angle: 51.0°)
 C90 - C270 (Half beam angle: 51.2°)



Distance [m]	Cone diameter [m]	E _{0°} [lx]	E _{10°} [lx]	E _{30°} [lx]	E _{45°} [lx]	E _{60°} [lx]	E _{75°} [lx]	E _{90°} [lx]
0.5	0.48	2998	1100	1104				
1.0	0.96	750	275	275				
1.5	1.44	333	122	123				
2.0	1.92	197	89	89				
2.5	2.40	120	44	44				
3.0	2.87	83	31	31				

Distance [m] Cone diameter [m] Illuminance [lx]
 C0 - C180 (Half beam angle: 51.0°)
 C90 - C270 (Half beam angle: 51.2°)



INSAVER SLIM 205/225 MULTIPOWER

Insaver Slim U19 IP44 205 Multipower 650-2000lm840
0030453

TECHNICAL DRAWINGS

