



Model Number

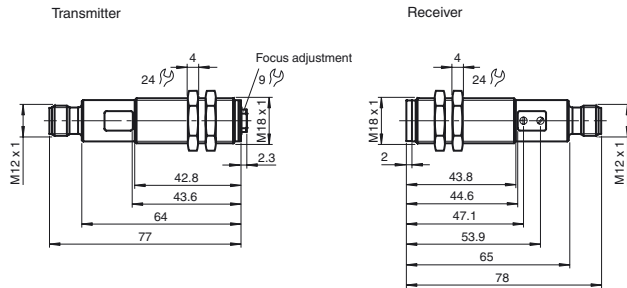
VS18/VSE18-M-LAS/40a/76a/118/128

Thru-beam sensor
with 4-pin, M12 x 1 connector

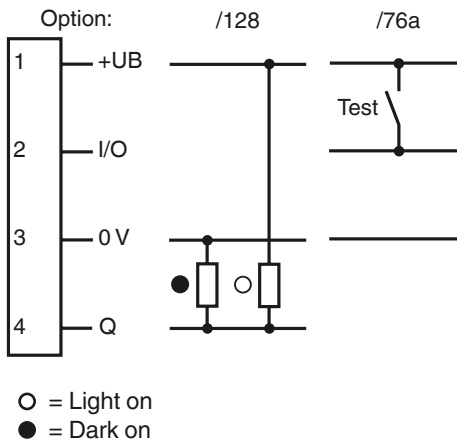
Features

- M18 threaded housing made of brass, nickel plated
- Detection of very small parts in the near range
- Visible red light, pulsed LASER light
- Focusable optical system
- Array control panel with highly visible LED display
- Flashing power on LED in case of short-circuit

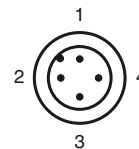
Dimensions



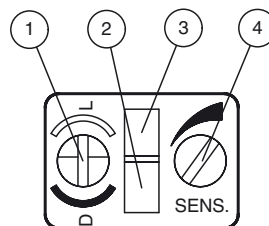
Electrical connection



Pinout



Indicators/operating means



1	Light/dark switch
2	Operating display green
3	Switch state yellow
4	Sensitivity adjustment

Release date: 2014-12-12 11:02 Date of issue: 2015-01-16 800201_eng.xml

Refer to "General Notes Relating to Pepperl+Fuchs Product Information".

Pepperl+Fuchs Group
www.pepperl-fuchs.com

USA: +1 330 486 0001
fa-info@us.pepperl-fuchs.com

Germany: +49 621 776 4411
fa-info@de.pepperl-fuchs.com

Singapore: +65 6779 9091
fa-info@sg.pepperl-fuchs.com

Technical data**System components**

Emitter	VS18-M-LAS/76a/118
Receiver	VSE18-M-LAS/40a/118/128

General specifications

Effective detection range	0 ... 60 m
Threshold detection range	85 m
Light source	laser diode
Light type	modulated visible red light

Laser nominal ratings

Note	LASER LIGHT , DO NOT STARE INTO BEAM	
Laser class	1	
Wave length	655 nm	
Beam divergence	11.7 mrad	
Pulse length	2 µs	
Repetition rate	50 kHz	
max. pulse energy	2.55 nJ	
Diameter of the light spot	100 mm x 100 mm at a distance of 85 m	
Angle of divergence	adjustable focal point	
Optical face	frontal	
Ambient light limit	30000 Lux	
Hysteresis	H	< 15 %

Functional safety related parameters

MTTF _d	520 a
Mission Time (T _M)	20 a
Diagnostic Coverage (DC)	90 %

Indicators/operating means

Operation indicator	LED green, flashes in case of short-circuit
Function indicator	LED yellow, light with free light beam , flashes when falling short of the stability control , OFF when light beam is interrupted (in receiver)
Control elements	Sensitivity adjuster, light/dark switch (receiver)

Electrical specifications

Operating voltage	U _B	10 ... 30 V DC , class 2
No-load supply current	I ₀	Emitter: 20 mA , Receiver: 15 mA

Input

Test input	emitter deactivation at +U _B
------------	---

Output

Switching type	light/dark on, switchable	
Signal output	Push-pull (4 in 1) output short-circuit protected overvoltage protected	
Switching voltage	30 V DC	
Switching current	max. 200 mA	
Voltage drop	U _d	≤ 2.5 V DC
Switching frequency	f	5000 Hz
Response time		100 µs

Ambient conditions

Ambient temperature	-25 ... 55 °C (-13 ... 131 °F)
Storage temperature	-30 ... 70 °C (-22 ... 158 °F)
Shock resistance	b < 30 g, T < 11 ms

Mechanical specifications

Degree of protection	IP67
Connection	4-pin, M12 x 1 connector (Vario-Quick quick connect technology)
Material	
Housing	brass, nickel-plated
Optical face	plastic
Mass	60 g (device)

Compliance with standards and directives

Directive conformity	EMC Directive 2004/108/EC
Standard conformity	
Product standard	EN 60947-5-2:2007 IEC 60947-5-2:2007
Laser class	IEC 60825-1:2007 Complies with 21 CFR 1040.10 and 1040.11 except for deviations pursuant to Laser Notice No. 50, dated June 24, 2007

Approvals and certificates

UL approval	cULus Listed, Type 1 enclosure
CCC approval	CCC approval / marking not required for products rated ≤36 V

Accessories**OMH-VL18**

Mounting Bracket with swivel nut

BF 18

Mounting flange, 18 mm

BF 18-F

Mounting flange with dead stop, 18 mm

BF 5-30

Universal mounting bracket for cylindrical sensors with a diameter of 5 ... 30 mm

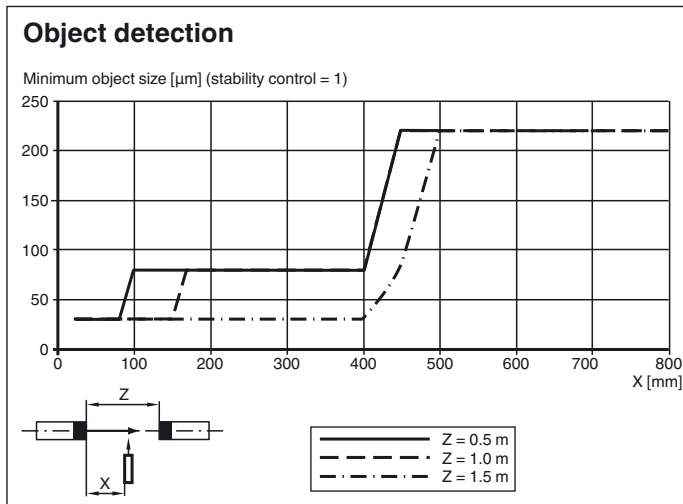
V1-G-2M-PUR

Female cordset, M12, 4-pin, PUR cable

V1-W-2M-PUR

Female cordset, M12, 4-pin, PUR cable

Other suitable accessories can be found at www.pepperl-fuchs.com



Adjustment

Small object detection

The focal point of the emitter can be adjusted. Very small objects are best detected at the focal point (place of smallest spot size).

Whether a small object can be detected or not depends on the emitter/receiver as well as on the emitter/object distance. Please see the corresponding curves enclosed.

For long distance application, you have to avoid a short focal plane setting. The maximum light spot diameter at the receivers location must not exceed 100 mm for reliable detection with 2-fold function reserve.

Laser notice laser class 1

- The irradiation can lead to irritation especially in a dark environment. Do not point at people!
- Maintenance and repairs should only be carried out by authorized service personnel!
- Attach the device so that the warning is clearly visible and readable.
- The warning accompanies the device and should be attached in immediate proximity to the device.
- Caution – Use of controls or adjustments or performance of procedures other than those specified herein may result in hazardous radiation exposure.