



Figure similar

EMERG. STOP SWITCH 6-POLE IU=32, P/AC-23A AT 400V=11.5KW FRONT MOUNTING FOUR-HOLE MOUNTING ROTARY ACTUATOR RED/YELLOW (EMERG. STOP)

Model		
product brand name		SENTRON
Product designation		Main and EMERGENCY-STOP switches
Design of the operating mechanism		rotary actuator, red/yellow
Type of the driving mechanism / motor drive		No
General technical data		
Number of poles		6
Type of device		fixed mounting
Protection against electrical shock		finger-safe
Mechanical service life (switching cycles) / of the main contacts / typical		100 000
Operating frequency / maximum	1/h	50
Voltage		
Insulation voltage / Rated value	V	690
Surge voltage resistance / Rated value	V	6 000
Protection class		
Protection class IP		IP65
Electricity		
Continuous current / Rated value	A	32
Short-time current resistance (I _{cw}) / at 690 V / limited to 1 s / Rated value	A	640
Main circuit		
Operating frequency		
• initial value	Hz	50

• Full-scale value	Hz	60
Operating power		
• at AC-23 A / at 400 V / Rated value	kW	11.5
• at AC-23 A / at 690 V / Rated value	kW	11.5
• at AC-3 / at 400 V / Rated value	kW	9.5
• at AC-3 / at 690 V / Rated value	kW	9.5
Operating voltage		
• with AC / at 50/60 Hz / Rated value	V	690
Operating current / at AC-21 / Rated value	A	32

Auxiliary circuit

Number of CO contacts / for auxiliary contacts		0
Number of NC contacts / for auxiliary contacts		0
Number of NO contacts / for auxiliary contacts		0
Operating voltage / of the auxiliary contacts / with AC / maximum	V	500
Continuous current / of the auxiliary contact / Rated value	A	10
Insulation voltage / of the auxiliary switch / Rated value	V	500

Suitability

Suitability for use		
• Main switch		Yes
• switch disconnecter		Yes
• EMERGENCY OFF switch		Yes
• safety switch		Yes
• maintenance/repair switch		Yes

Product details

Product feature / interlock		Yes
Product expansion / optional		
• motor drive		No
• Voltage trigger		No

Connections

Connectable conductor cross-section		
• for main contacts		
— single or multi-stranded / minimum	mm ²	1.5
— single or multi-stranded / maximum	mm ²	16
— finely stranded / with core end processing / maximum	mm ²	10
— stranded / minimum	mm ²	1.5
— stranded / maximum	mm ²	16
• for auxiliary contacts		

— single or multi-stranded / minimum	mm ²	0.75
— single or multi-stranded / maximum	mm ²	4
— finely stranded / with core end processing / minimum	mm ²	0.75
— finely stranded / with core end processing / maximum	mm ²	2.5
— stranded / minimum	mm ²	0.75
— stranded / maximum	mm ²	4
Type of connectable conductor cross-section		
• for main contacts / finely stranded / with core end processing		10
• for auxiliary contacts		
— solid		50
— finely stranded / with core end processing		2x (0.75 ... 1.5 mm ²), 1x 2.5 mm ²
Type of electrical connection		
• for main current circuit		connection terminals
• for auxiliary contacts		connection terminals

Requirements

Design of the fuse link		
• for short-circuit protection of the main circuit / required		fuse gL/gG: 40 A
• for short-circuit protection of the auxiliary switch / required		fuse gL/gG: 10 A

Mechanical Design

Height	mm	83
Width	mm	67
Depth	mm	92.5
Mounting type		front mounting
Mounting type		
• front mounting		Yes
• front mounting with 4-hole attachment		Yes
• front mounting with central attachment		No
• Side-by-side mounting		Yes
• rail mounting		No

Environmental conditions

Ambient temperature		
• during operation / minimum	°C	-25
• during operation / maximum	°C	55

Certificates

Equipment marking		
• acc. to DIN EN 61346-2		S

General Product Approval



General Product Approval	Declaration of Conformity	Test Certificates	Shipping Approval	other
--------------------------	---------------------------	-------------------	-------------------	-------

[other](#)



[Special Test Certificate](#)



[Environmental Confirmations](#)

Further information

Information- and Downloadcenter (Catalogs, Brochures,...)

<http://www.siemens.com/lowvoltage/catalogs>

Industry Mall (Online ordering system)

<https://eb.automation.siemens.com/mall/en/WW/Catalog/Product/3LD22033VK53>

Service&Support (Manuals, Certificates, Characteristics, FAQs,...)

<http://support.automation.siemens.com/WW/view/en/3LD22033VK53/all>

Image database (product images, 2D dimension drawings, 3D models, device circuit diagrams, ...)

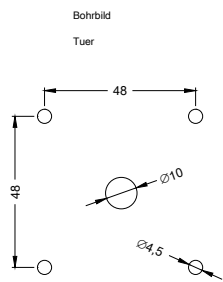
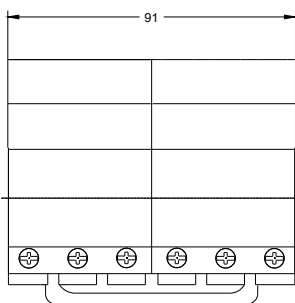
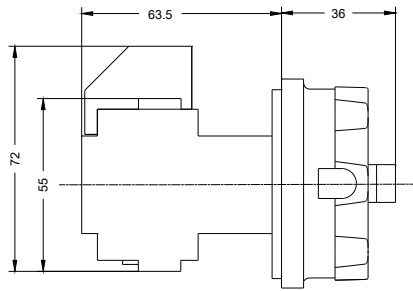
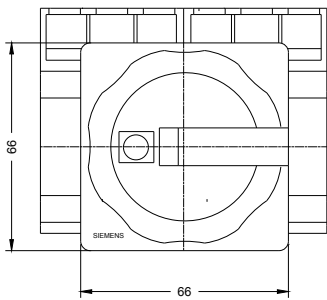
http://www.automation.siemens.com/bilddb/cax_en.aspx?mfb=3LD22033VK53

CAX-Online-Generator

<http://www.siemens.com/cax>

Tender specifications

<http://ausschreibungstexte.siemens.com/tiplv>



last modified:

11.03.2015