



SEMICOND. RELAY 3RF2, 1-PHASE WIDTH 22.5 MM,  
90 A 24-230 V / 110-230 V AC RING TERMINAL

General technical data:		
product brand name		SIRIUS
Product designation		solid-state relay
Product function		zero-point switching
Number of poles for main current circuit		1
Protection class IP		IP20
Product designation _1 of the accessories that can be ordered		terminal cover
Manufacturer article number _1 of the accessories that can be ordered		<a href="#">3RF2900-3PA88</a>
Product designation _4 of the accessories that can be ordered		load monitoring
Manufacturer article number _4 of the accessories that can be ordered		<a href="#">3RF2990-0GA33</a>
Ambient temperature		
• during operation	°C	-25 ... +60
• during storage	°C	-55 ... +80
Installation altitude at height above sea level maximum	m	1 000
Vibration resistance acc. to IEC 60068-2-6		2g
Shock resistance acc. to IEC 60068-2-27		15g / 11 ms
Equipment marking acc. to DIN 40719 extended according to IEC 204-2 acc. to IEC 750		K
Equipment marking acc. to DIN EN 61346-2		Q
Number of NC contacts for auxiliary contacts		0
Number of NO contacts for auxiliary contacts		0

Number of CO contacts for auxiliary contacts		0
--	--	---

### Main circuit:

Number of NO contacts for main contacts		1
Number of NC contacts for main contacts		0
<b>Operating current</b>		
• Rated value maximum	A	88
• at AC-51 Rated value	A	88
• minimum	mA	500
<b>Operating voltage with AC</b>		
• at 50 Hz Rated value	V	24 ... 230
• at 60 Hz Rated value	V	24 ... 230
<b>Operating range relative to the operating voltage with AC</b>		
• at 50 Hz	V	20 ... 253
• at 60 Hz	V	20 ... 253
Operating frequency Rated value	Hz	50 ... 60
<b>Relative symmetrical tolerance of the operating frequency</b>	%	10
<b>Insulation voltage Rated value</b>	V	600
<b>Rate of voltage rise at the thyristor for main contacts maximum permissible</b>	V/μs	1 000
<b>Blocking voltage at the thyristor for main contacts maximum permissible</b>	V	800
<b>Reverse current of the thyristor</b>	mA	10
<b>Derating temperature</b>	°C	40
<b>Active power loss total typical</b>	W	118
<b>Apparent power loss maximum</b>	V·A	118
<b>Surge current resistance Rated value</b>	A	1 150
<b>I2t value maximum</b>	A <sup>2</sup> ·s	6 600
<b>Short-circuit protection, design of the fuse link</b>		

### Control circuit/ Control:

<b>Control supply voltage frequency</b>		
• 1 Rated value	Hz	50
• 2 Rated value	Hz	60
<b>Type of voltage of the control supply voltage</b>		AC
<b>Control supply voltage 1</b>		
• with AC		
— at 50 Hz Initial rated value	V	110
— at 50 Hz Final rated value	V	230
— at 60 Hz Initial rated value	V	110
— at 60 Hz Final rated value	V	230
<b>Control supply voltage</b>		

<ul style="list-style-type: none"> <li>with AC <ul style="list-style-type: none"> <li>at 50 Hz Full-scale value for signal&lt;0&gt; recognition</li> <li>at 60 Hz Full-scale value for signal&lt;0&gt; recognition</li> </ul> </li> </ul>	V	40
	V	40
<b>Symmetrical line frequency tolerance</b>	Hz	5
<b>Relative symmetrical tolerance of the supply voltage frequency</b>	%	10
<b>Control current</b>		
<ul style="list-style-type: none"> <li>at minimum control supply voltage <ul style="list-style-type: none"> <li>with AC</li> </ul> </li> <li>with AC Rated value</li> </ul>	mA	2
	mA	15

#### Installation/ mounting/ dimensions:






<b>Mounting type</b>		screw fixing
<b>Mounting type Side-by-side mounting</b>		Yes
<b>Design of the thread of the screw for securing the equipment</b>		M4
<b>Tightening torque of the screw for securing the equipment</b>	N·m	1.5
<b>Width</b>	mm	22.5
<b>Height</b>	mm	85
<b>Depth</b>	mm	48

#### Connections/ Terminals:

<b>Type of electrical connection for main current circuit</b>		ring cable connection
<b>Design of the thread of the connection screw for main contacts</b>		M5
Tightening torque for main contacts with screw-type terminals	N·m	2 ... 2.5
Tightening torque [lbf·in] for main contacts with screw-type terminals	lbf·in	7 ... 10.3
<b>Type of connectable conductor cross-section</b>		
<ul style="list-style-type: none"> <li>for main contacts <ul style="list-style-type: none"> <li>for JIS cable lug</li> </ul> </li> <li>for DIN cable lug for main contacts</li> <li>for AWG conductors <ul style="list-style-type: none"> <li>for auxiliary and control contacts</li> </ul> </li> <li>for auxiliary and control contacts <ul style="list-style-type: none"> <li>solid</li> <li>finely stranded <ul style="list-style-type: none"> <li>with core end processing</li> <li>without core end processing</li> </ul> </li> </ul> </li> </ul>		JIS C 2805 R 2-5, 5,5-5, 8-5, 14-5 DIN 46234 -5-2,5, -5-6, -5-10, -5-16, -5-25  1x (AWG 20 ... 12)  1x (0.5 ... 2.5 mm <sup>2</sup> ), 2x (0.5 ... 1.0 mm <sup>2</sup> )  1x (0.5 ... 2.5 mm <sup>2</sup> ), 2x (0.5 ... 1.0 mm <sup>2</sup> ) 1x (0.5 ... 2.5 mm <sup>2</sup> ), 2x (0.5 ... 1.0 mm <sup>2</sup> )
<b>Connectable conductor cross-section</b>		
<ul style="list-style-type: none"> <li>for auxiliary and control contacts</li> </ul>		

— solid	mm <sup>2</sup>	0.5 ... 2.5
— finely stranded		
— with core end processing	mm <sup>2</sup>	0.5 ... 2.5
— without core end processing	mm <sup>2</sup>	0.5 ... 2.5
<b>Type of electrical connection for auxiliary and control current circuit</b>		ring cable connection
<b>Design of the thread of the connection screw of the auxiliary and control contacts</b>		M3
AWG number as coded connectable conductor cross section for auxiliary and control contacts		20 ... 12
<b>Wire stripping length of the cable</b>		
• for main contacts	mm	7
• for auxiliary and control contacts	mm	7
Tightening torque for auxiliary and control contacts with screw-type terminals	N·m	0.5 ... 0.6
Tightening torque [lbf·in] for auxiliary and control contacts with screw-type terminals	lbf·in	4.5 ... 5.3

#### Certificates/ approvals:

General Product Approval	EMC	Declaration of Conformity	Test Certificates
 CSA	 UR		 C-TICK
		 EG-Konf.	<a href="#">Type Test Certificates/Test Report</a>

#### other

[Environmental Confirmations](#)

#### Further information

##### Information- and Downloadcenter (Catalogs, Brochures,...)

<http://www.siemens.com/industrial-controls/catalogs>

##### Industry Mall (Online ordering system)

<http://www.siemens.com/industrymall>

##### Cax online generator

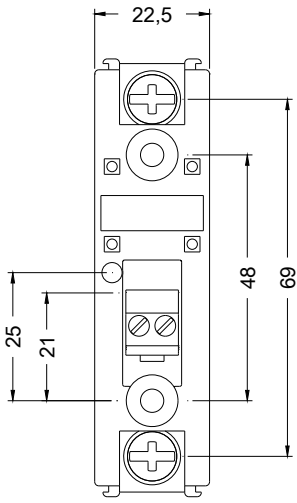
<http://support.automation.siemens.com/WW/CAXorder/default.aspx?lang=en&mlfb=3RF21903AA22>

##### Service&Support (Manuals, Certificates, Characteristics, FAQs,...)

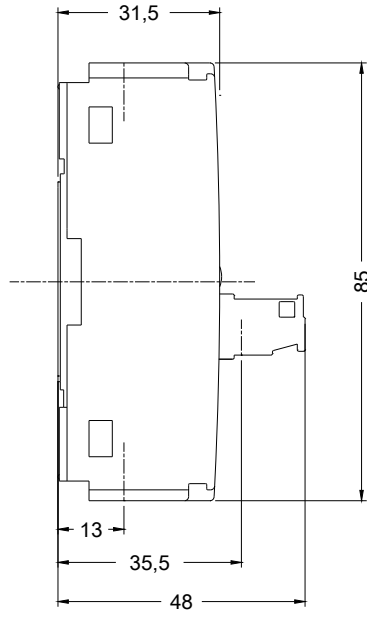
<http://support.automation.siemens.com/WW/view/en/3RF21903AA22/all>

##### Image database (product images, 2D dimension drawings, 3D models, device circuit diagrams, EPLAN macros, ...)

<http://www.automation.siemens.com/bilddb/index.aspx?attID9=3RF21903AA22&lang=en>



last modified:



15.01.2015