
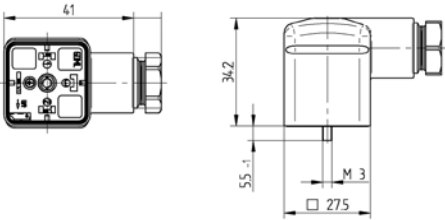




## GDM Series Valve Connectors, Type A, Field Attachable Female Connectors, Protection Circuit: Suppressor Diode and LED


### Technical Information

Product Description	
Order Designation	GDM21FX-SXX
	
Description	Valve connector GDM series, type A, female connector, field attachable
RoHS-Compliant (2011/65/EU)	Yes
(Construction Type) Standard	DIN EN 175301-803-A
Approvals	VDE, SEV
Connectible Cables	Ø 4.5 to 10 mm
Conductor Size	0.25 x 1.5 mm <sup>2</sup>
Technical Data	
No. of Pins	2 + PE
Ambient Temperature	-25 °C to +90 °C
Housing/Grip/Screw Coupling	PA
Contact Holder	PA
Contact	CuZn
Central Screw	4.8, Fe/Zn B
O-Ring Material	SBR/NBR
Flammability Class	HB
Mechanical Data	
Degree of Protection	IP65 (only when mated with Hirschmann/Lumberg counterparts)
Terminal Type	Screw
Electrical Data	
Circuit	Suppressor diode with/without bridge rectifier
Contact Resistance	≤ 4 mΩ
Rated Voltage	12 V AC/DC, 24 V AC/DC
Rated Current	10 A, 1 A (with bridge rectifier)
Pollution Degree	3
Accessories	
Scope of Delivery or Accessories (incl.)	Central screw
Accessories to be Ordered Separately	<p>Gasket:  735-677-003, NBR, Temp. range: -25 °C to +90 °C, captive gasket GDMF-6 NBR, black  735-677-004, EPDM, Temp. range: -25 °C to +120 °C, captive gasket GDMF-6 EPDM, brown  730-801-002, NBR, Temp. range: -30 °C to +90 °C, flat gasket GDM 3-7, brown  731-739-004, EPDM, Temp. range: -40 °C to +125 °C, flat gasket GDM 3-21, brown  731-531-002, NBR, Temp. range: -30 °C to +90 °C, profiled gasket GDM 3-16, black  735-823-002, EPDM Temp. range: -40 °C to +125 °C, profiled gasket GDM 3-24, brown</p> <p>Central screw:  732488002, knurled screw (gray), GDM 3011-7  734363001, stainless steel screw, GDM 3011 RF-1  735507002, torx screw, GDM 3011-18</p>
Technical Drawing	
	

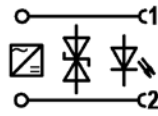
# Be Certain with Belden

## Circuit Diagram











P-Code: S2



P-Code: S4



## Order Information

Order No.	Order Designation	No. of Pins	Circuit	Cable Gland	Rated Voltage	Rated Current	Characteristics
934888026	GDM21F6-S22	2 + PE	yellow LED, suppressor diode	M16 x 1.5	12 V AC/DC	10 A	VDE  
934888027	GDM21F6-S24	2 + PE	yellow LED, suppressor diode	M16 x 1.5	24 V AC/DC	10 A	VDE  
934888062	GDM21FA-S22	2 + PE	yellow LED, suppressor diode	M20 x 1.5	12 V AC/DC	10 A	VDE  
934888063	GDM21FA-S24	2 + PE	yellow LED, suppressor diode	M20 x 1.5	24 V AC/DC	10 A	VDE  
934888029	GDM21F6-S44	2 + PE	yellow LED, suppressor diode, bridge rectifier	M16 x 1.5	24 V AC/DC	1 A	VDE  
934888065	GDM21FA-S44	2 + PE	yellow LED, suppressor diode, bridge rectifier	M20 x 1.5	24 V AC/DC	1 A	VDE 