

**maxGUARD
AMG XMD EX****Weidmüller Interface GmbH & Co. KG**

Klingenbergstraße 16

D-32758 Detmold

Germany

Fon: +49 5231 14-0

Fax: +49 5231 14-292083

www.weidmueller.com



Efficient machine and facility operation calls for fail-safe and maintenance-friendly control voltage distribution that can be installed in a time and space-saving manner.

With the new maxGUARD system, the terminal blocks (previously installed separately) for distributing potential to the outputs of the electronic load monitors become an integral part of a 24 V DC control voltage distribution system.

The innovative combination of load monitoring and potential distribution saves time during installation, increases safety against failure and reduces the amount of space required on the terminal rail by 50%.

General ordering data

Type	AMG XMD EX
Order No.	2495080000
Version	Potential distributor
GTIN (EAN)	4050118504774
Qty.	10 pc(s).

Data sheet

**maxGUARD
AMG XMD EX**

Weidmüller Interface GmbH & Co. KG
Klingenbergstraße 16
D-32758 Detmold
Germany
Fon: +49 5231 14-0
Fax: +49 5231 14-292083
www.weidmueller.com

Technical data

Dimensions and weights

Width	6.1 mm	Width (inches)	0.24 inch
Height	125 mm	Height (inches)	4.921 inch
Depth	96.5 mm	Depth (inches)	3.799 inch
Net weight	27.5 g		

Temperatures

Operating temperature	Storage temperature
-----------------------	---------------------

Probability of failure

MTTF	50,000 Years
------	--------------

output

Connection system	PUSH IN
-------------------	---------




General data

Conformal coating	Yes	Current load per contact point	12 A
Operating temperature		Protection degree	IP20
Total current load per potential	24 A		

Connection data (output)

Conductor cross-section, AWG/kcmil , max.	12	Conductor cross-section, AWG/kcmil , min.	26
Conductor cross-section, flexible , max.	2.5 mm ²	Conductor cross-section, flexible , min.	0.14 mm ²
Conductor cross-section, rigid , max.	2.5 mm ²	Conductor cross-section, rigid , min.	0.14 mm ²
Connection system	PUSH IN	Number of terminals	4 (4x GND), 2 x 1.5 mm ² , 2 x 2.5 mm ²
Screwdriver blade	0.6 x 3.5		

Approvals

Institute(ATEX)		Certificate No. (ATEX)	
Institute (cULus)		Certificate no. (cULus)	DEMKO17ATEX1870X
Institute (cULusEX)		Certificate no. (cULusEX)	E258476
			E470829

Ratings IECEx/ATEX/cUL

Certificate No. (ATEX)	DEMKO17ATEX1870X	Certificate No. (IECEX)	IECEXULD17.0018X
------------------------	------------------	-------------------------	------------------

Data sheet

**maxGUARD
AMG XMD EX**

Weidmüller Interface GmbH & Co. KG
 Klingenbergstraße 16
 D-32758 Detmold
 Germany
 Fon: +49 5231 14-0
 Fax: +49 5231 14-292083
 www.weidmueller.com

Technical data

Classifications

ETIM 6.0	EC000897	eClass 6.2	27-14-11-25
eClass 9.1	27-14-11-20		

Approvals

Approvals



ROHS	Conform
------	---------

Downloads

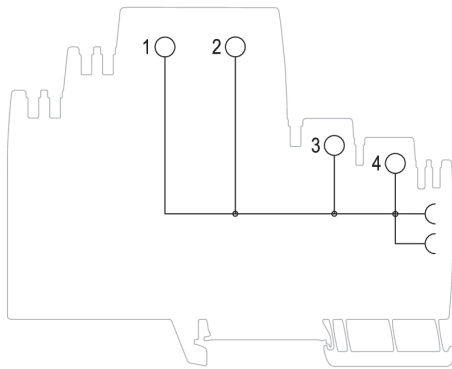
Engineering Data	EPLAN
Engineering Data	STEP
User Documentation	Manual_maxGUARD Operating instructions

Data sheet

**maxGUARD
AMG XMD EX**

Weidmüller Interface GmbH & Co. KG
Klingenbergstraße 16
D-32758 Detmold
Germany
Fon: +49 5231 14-0
Fax: +49 5231 14-292083
www.weidmueller.com

Drawings



Schematic circuit diagram