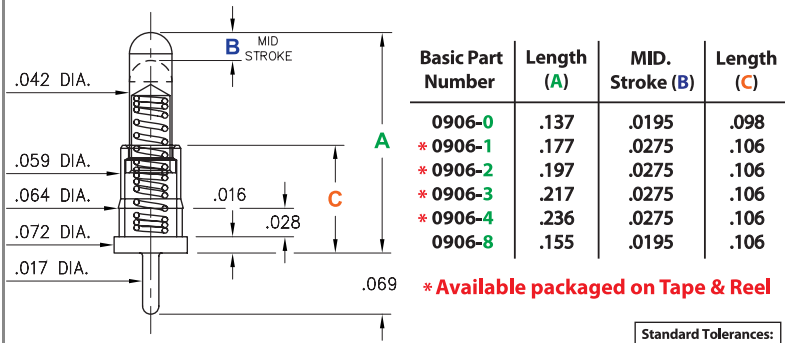


PRODUCT NUMBER: 0906-2-15-20-75-14-11-0

0906-X-XX-20-7X-14-11-0

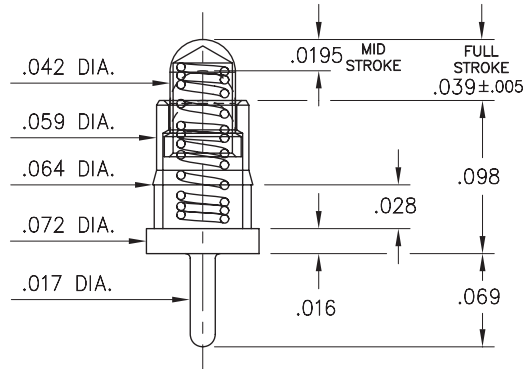
Solder mount in .020 min. mounting hole



Standard Tolerances:
 Lengths: ±.006
 Diameters: ±.002
 Angles: ± 2°

0906-0-15-20-76-14-11-0

Short stroke, Solder mount in .020 min. mounting hole

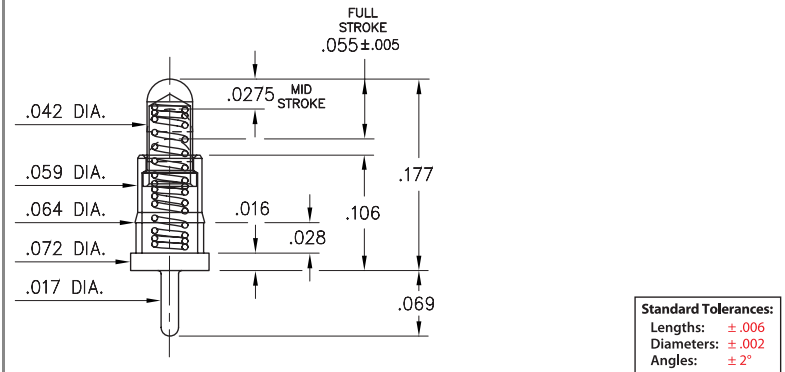


Standard Tolerances:
 Lengths: ±.006
 Diameters: ±.002
 Angles: ± 2°

0906-1-15-20-7X-14-11-0

Standard stroke, Solder mount in .020 min. mounting hole
 24mm wide X 8mm pitch carrier tape: 1,200 parts per 13" reel

Order as: 0906-1-57-20-7X-14-11-0



Standard Tolerances:
 Lengths: ±.006
 Diameters: ±.002
 Angles: ± 2°

DESCRIPTION

Spring-Loaded Pin with a Standard Tail

Durability:

100,000 to 1,000,000 Cycles @ Mid-Stroke

Current Rating:

2A continuous, 3A peak @ 10°C Temperature Rise

Contact Resistance:

20 mΩ Max

Operating Temperature Range:

-55/+125° C

Vibration:

No Elect. Discontinuity > 1μs @ 10-2000HZ, 20 G

Shock:

No Elect. Discontinuity > 1μs @ 50g

Mounting Feature:

Through-Hole Solder Mount

Tail Type: Soldertail

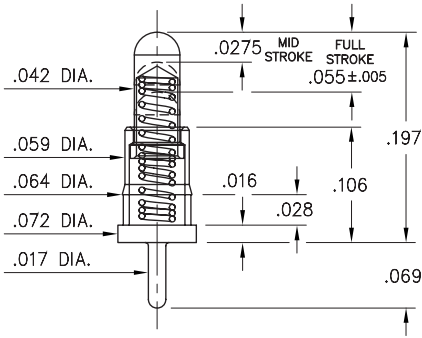
Mounting Hole: 0,508mm

Tail Diameter: 0,432mm

Packaging: 15 - Packaged in Bulk

0906-2-15-20-7X-14-11-0

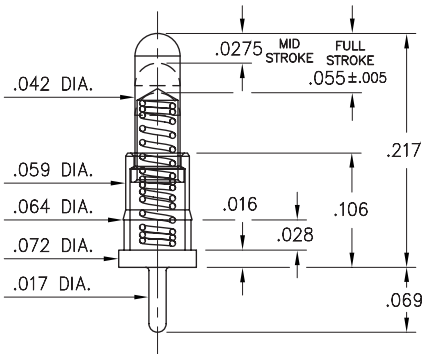
Standard stroke, Solder mount in .020 min. mounting hole
24mm wide X 8mm pitch carrier tape: 1,200 parts per 13" reel
Order as: 0906-2-57-20-7X-14-11-0



Standard Tolerances:
Lengths: ±.006
Diameters: ±.002
Angles: ± 2°

0906-3-15-20-7X-14-11-0

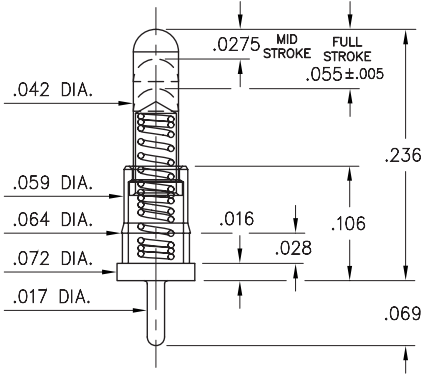
Standard stroke, Solder mount in .020 min. mounting hole
24mm wide X 8mm pitch carrier tape: 975 parts per 13" reel
Order as: 0906-3-57-20-7X-14-11-0



Standard Tolerances:
Lengths: ±.006
Diameters: ±.002
Angles: ± 2°

0906-4-15-20-7X-14-11-0

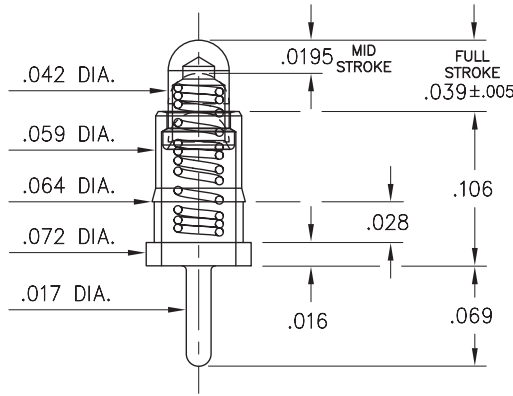
Standard stroke, Solder mount in .020 min. mounting hole
24mm wide X 8mm pitch carrier tape: 975 parts per 13" reel
Order as: 0906-4-57-20-7X-14-11-0



Standard Tolerances:
Lengths: ±.006
Diameters: ±.002
Angles: ± 2°

0906-8-15-20-76-14-11-0

Short stroke, Solder mount in .020 min. mounting hole



Standard Tolerances:
 Lengths: ±.006
 Diameters: ±.002
 Angles: ± 2°

Shell Plating	Spring Plating	ROHS
----------------------	-----------------------	-------------

20 μ" Gold over Nickel

10 μ" Gold over Nickel

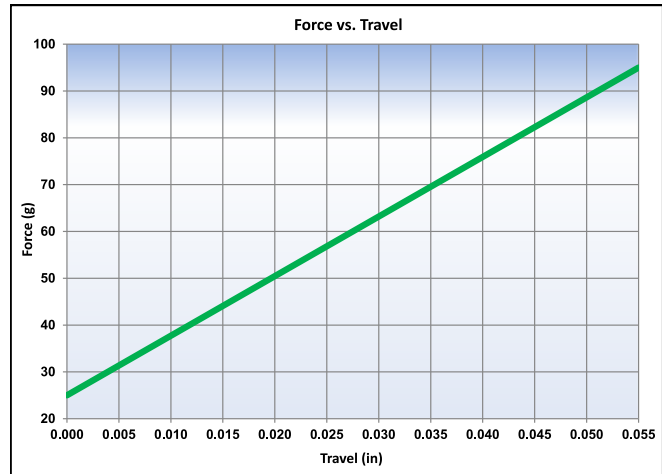


SPRING:

#75 SPRING

STANDARD FORCE SPRING: 60 GRAMS FORCE @ MID STROKE; .055" FULL STROKE

Spring Material : Beryllium Copper Alloy 172
Mid. Stroke : .0275" [0,7]
Full Stroke Capability : .055"±.005" [1,4 ± 0,127]
Force @ Mid. Stroke : 60 g ± 20 g
Initial Force (Pre-Load) : 25 g



Stroke & force values are measured using spring pins with an internal construction per the design specification. Individual spring pin performance may vary from these values based on design differences.

Material	Beryllium Copper	Grams Force	60
Max Stroke	0.06		

CONTACT MATERIAL:

BERYLLIUM COPPER ALLOY 172 (UNS C17200) per ASTM B 194

Properties of BERYLLIUM COPPER:

- Chemical composition: Cu 98.1%, Be 1.9%
- Hardness: 36-43 Rockwell C
- Density: .298 lbs/in³
- Electrical Conductivity: 22% IACS*
- Resistance: 10 mΩ Max
- Operating Temperature: -55°C/+125°C
- Melting point: 980°C/865°C (liquidus/solidus)
- Stress Relaxation†: 96% of stress remains after 1,000 hours @ 100 °C; 70% of stress remains after 1,000 hours @ 200 °C

*International Annealed Copper Standard, i.e. as a % of pure copper.

†Since BeCu loses its spring properties over time at high temperatures; it is rated for continuous use up to 150°C. For applications up to 300°C, Mill-Max offers other materials. [Contact Tech Support](#) for more info.

STANDARD TOLERANCES ON PCB TERMINAL PINS & RECEPTACLES


Diameters +/- .002"
Lengths +/- .005"
Angles +/- 2°

STANDARD TOLERANCES ON SPRING-LOADED PINS

Diameters +/- .002"
Lengths +/- .006"
Angles +/- 2°

ADDITIONAL NOTES & SPECIFICATIONS

In the interest of improved design, quality and performance, Mill-Max reserves the right to make changes in its specifications without prior notice. Specifications and tolerances are provided wherever possible. The tolerance on dimensions of critical to function features is typically held tighter than the stated standard tolerances, such as press-fits, holes and lengths affecting the coplanarity of SMT products. Due to the wide variety of interconnects Mill-Max offers, the specific tolerances vary from product to product. If you need information regarding the tolerance of a particular part, please contact Technical Services.

 © 2021 Mill-Max Mfg. Corp.
190 Pine Hollow Rd, Oyster Bay, NY 11771, USA
Phone: 516.922.6000