

GN 187.4 | Toothed clamping elements

Steel



- 1
- 2
- 3
- 4
- 5
- 6
- 7
- 8
- 9
- 10
- 11
- 12
- 13
- 14
- 15
- 16
- 17
- 18

MATERIAL

Sintered, nitrided black oxide steel or sintered steel (GN 187.4-E).

STANDARD EXECUTIONS

- **GN 187.4-A-ST**: with a central threaded through hole, two side holes for cylindrical head screws and two holes for pins that prevent the plate from rotating.
- **GN 187.4-B-ST**: with a central plain through hole, two side holes for cylindrical head screws and two holes for pins that prevent the plate from rotating.
- **GN 187.4-C-ST**: with a central threaded hole, two side threaded through holes and two holes for pins that prevent the plate from rotating.
- **GN 187.4-D-ST**: with a central plain through hole, two side threaded through holes and two holes for pins that prevent the plate from rotating.
- **GN 187.4-E-ST**: without holes.

FEATURES AND APPLICATIONS

GN 187.4 toothed elements are used to secure coupled parts at a given angle.

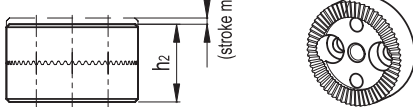
ACCESSORIES ON REQUEST

Case GN 187.1 (see page 952).

Push springs GN 187.2 (see page 952).

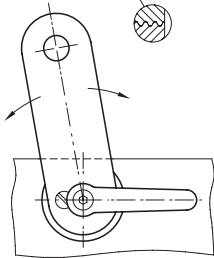
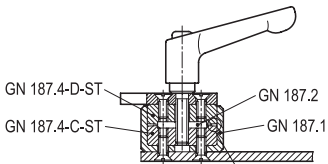


Locking elements perfectly mounted
 GN 187.4...48...: 48 serrations, wedge angle 60°
 GN 187.4...60...: 60 serrations, wedge angle 60°

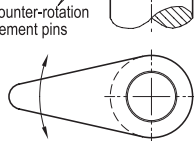
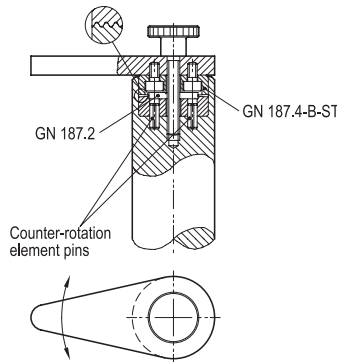


Application examples GN 187.4, GN 187.1 e GN 187.2

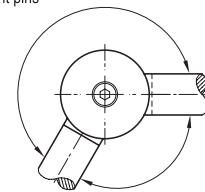
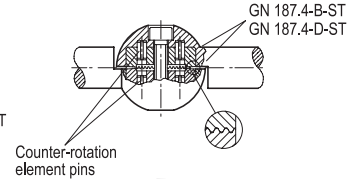
Adjustable element link



Connection cam/shaft



Connection of two joint rods



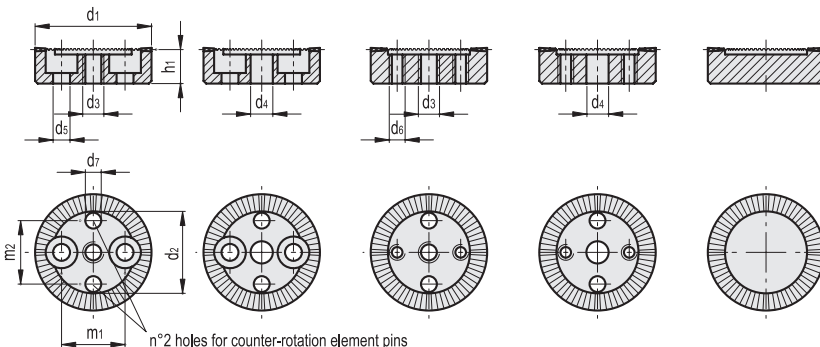
GN 187.4-A-ST

GN 187.4-B-ST

GN 187.4-C-ST

GN 187.4-D-ST

GN 187.4-E-ST



GN 187.4-A-ST

Code	Description	d1	d3	d7 H11	d2	d5	h1 ±0.09	h2	m1	m2	wmin	⚖
GN.31365	GN 187.4-22-48-A-ST	22	M4	3	15.5	3.2	6.5	13	12	12	0.6	13
GN.31371	GN 187.4-22-60-A-ST	22	M4	3	15.5	3.2	6.5	13	12	12	0.6	14
GN.31376	GN 187.4-27-48-A-ST	27	M5	4	19.5	4.3	7.5	15	15	15	0.7	22
GN.31381	GN 187.4-27-60-A-ST	27	M5	4	19.5	4.3	7.5	15	15	15	0.7	21
GN.31386	GN 187.4-32-48-A-ST	32	M6	5	23.5	5.3	9	18	18	18	0.9	36
GN.31391	GN 187.4-32-60-A-ST	32	M6	5	23.5	5.3	9	18	18	18	0.9	37
GN.31396	GN 187.4-40-48-A-ST	40	M8	6	30	6.3	11.5	23	23	23	1.3	75
GN.31401	GN 187.4-40-60-A-ST	40	M8	6	30	6.3	11.5	23	23	23	1.3	60

GN 187.4-B-ST

Code	Description	d1	d4 H11	d7 H11	d2	d5	h1 ±0.09	h2	m1	m2	wmin	⚖
GN.31366	GN 187.4-22-48-B-ST	22	4.2	3	15.5	3.2	6.5	13	12	12	0.6	13
GN.31372	GN 187.4-22-60-B-ST	22	4.2	3	15.5	3.2	6.5	13	12	12	0.6	14
GN.31377	GN 187.4-27-48-B-ST	27	5.2	4	19.5	4.3	7.5	15	15	15	0.7	22
GN.31382	GN 187.4-27-60-B-ST	27	5.2	4	19.5	4.3	7.5	15	15	15	0.7	21
GN.31387	GN 187.4-32-48-B-ST	32	6.2	5	23.5	5.3	9	18	18	18	0.9	36
GN.31392	GN 187.4-32-60-B-ST	32	6.2	5	23.5	5.3	9	18	18	18	0.9	36
GN.31397	GN 187.4-40-48-B-ST	40	8.2	6	30	6.3	11.5	23	23	23	1.3	72
GN.31402	GN 187.4-40-60-B-ST	40	8.2	6	30	6.3	11.5	23	23	23	1.3	80

GN 187.4-C-ST

Code	Description	d1	d3	d7 H11	d2	d6	h1 ±0.09	h2	m1	m2	wmin	⚖
GN.31367	GN 187.4-22-48-C-ST	22	M4	3	15.5	M3	6.5	13	12	12	0.6	13
GN.31373	GN 187.4-22-60-C-ST	22	M4	3	15.5	M3	6.5	13	12	12	0.6	14
GN.31378	GN 187.4-27-48-C-ST	27	M5	4	19.5	M4	7.5	15	15	15	0.7	22
GN.31383	GN 187.4-27-60-C-ST	27	M5	4	19.5	M4	7.5	15	15	15	0.7	24
GN.31388	GN 187.4-32-48-C-ST	32	M6	5	23.5	M5	9	18	18	18	0.9	36
GN.31393	GN 187.4-32-60-C-ST	32	M6	5	23.5	M5	9	18	18	18	0.9	41
GN.31398	GN 187.4-40-48-C-ST	40	M8	6	30	M6	11.5	23	23	23	1.3	81
GN.31403	GN 187.4-40-60-C-ST	40	M8	6	30	M6	11.5	23	23	23	1.3	80

GN 187.4-D-ST

Code	Description	d1	d4 H11	d7 H11	d2	d6	h1 ±0.09	h2	m1	m2	wmin	⚖
GN.31368	GN 187.4-22-48-D-ST	22	4.2	3	15.5	M3	6.5	13	12	12	0.6	13
GN.31374	GN 187.4-22-60-D-ST	22	4.2	3	15.5	M3	6.5	13	12	12	0.6	14
GN.31379	GN 187.4-27-48-D-ST	27	5.2	4	19.5	M4	7.5	15	15	15	0.7	22
GN.31384	GN 187.4-27-60-D-ST	27	5.2	4	19.5	M4	7.5	15	15	15	0.7	24
GN.31389	GN 187.4-32-48-D-ST	32	6.2	5	23.5	M5	9	18	18	18	0.9	36
GN.31394	GN 187.4-32-60-D-ST	32	6.2	5	23.5	M5	9	18	18	18	0.9	40
GN.31399	GN 187.4-40-48-D-ST	40	8.2	6	30	M6	11.5	23	23	23	1.3	79
GN.31404	GN 187.4-40-60-D-ST	40	8.2	6	30	M6	11.5	23	23	23	1.3	80

GN 187.4-E-ST

Code	Description	d1	d2	h1 ±0.09	h2	wmin	⚖
GN.31369	GN 187.4-22-48-E-ST	22	15.5	6.5	13	0.6	15
GN.31375	GN 187.4-22-60-E-ST	22	15.5	6.5	13	0.6	20
GN.31380	GN 187.4-27-48-E-ST	27	19.5	7.5	15	0.7	27
GN.31385	GN 187.4-27-60-E-ST	27	19.5	7.5	15	0.7	30
GN.31390	GN 187.4-32-48-E-ST	32	23.5	9	18	0.9	46
GN.31395	GN 187.4-32-60-E-ST	32	23.5	9	18	0.9	46
GN.31400	GN 187.4-40-48-E-ST	40	30	11.5	23	1.3	80
GN.31405	GN 187.4-40-60-E-ST	40	30	11.5	23	1.7	90

