

SOLC SERIES

(1,27 mm) .050"

QUAD ROW SMT SOCKET

SPECIFICATIONS

For complete specifications and recommended PCB layouts see www.samtec.com?SOLC

- Insulator Material:** Black Liquid Crystal Polymer
- Contact Material:** Phosphor Bronze
- Plating:** Au over 50µ" (1,27 µm) Ni
- Current Rating:** 2.4 A per pin (6 adjacent pins powered)
- Operating Temp Range:** -55°C to +125°C
- Contact Resistance:** 10 mΩ
- Insertion Depth:** (1,68 mm) .066" to (3,61 mm) .142" with (0,38 mm) .015" wiper
- Insertion Force:** (Single contact only) 2.0 oz (0,56 N) average
- Normal Force:** 75 grams (0,74 N) average
- Withdrawal Force:** (Single contact only) 1.5 oz (0,42 N) average
- Max Cycles:** 100+
- RoHS Compliant:** Yes

- Processing:**
- Lead-Free Solderable:** Yes
- SMT Lead Coplanarity:** (0,10 mm) .004" max (05-35) (0,15 mm) .006" max (40-50)

RECOGNITIONS

For complete scope of recognitions see www.samtec.com/quality



OTHER SOLUTIONS

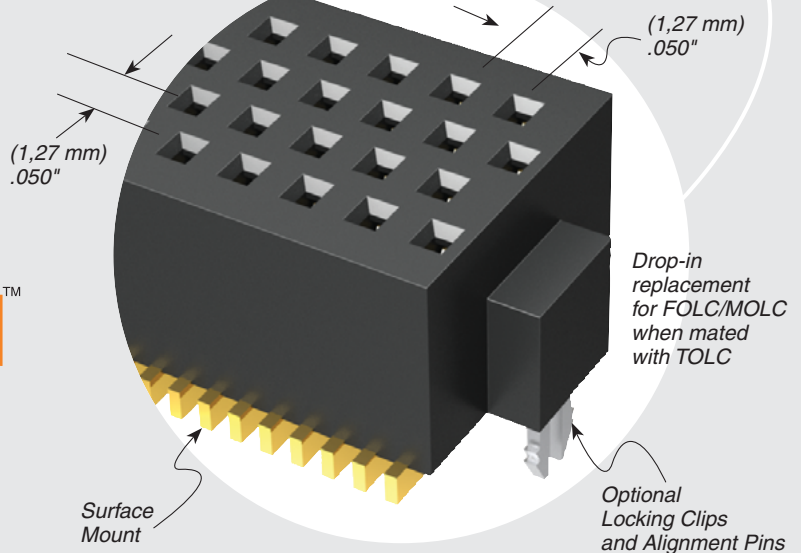
- For Micro Rugged, see the MOLC/FOLC pages located in the Tiger Eye™ section.

ALSO AVAILABLE (MOQ Required)

- Other sizes
 - Other platings
- Contact Samtec.

Note: Some sizes, styles and options are non-standard, non-returnable.

Mates with:
TOLC



05, 10, 15, 20, 25, 30, 35, 40, 45, 50
(Standard sizes)

-F
= Gold flash on contact, Gold flash on tail

-L
= 10µ" (0,25 µm) Gold on contact, Gold flash on tail

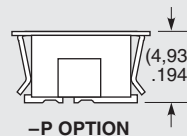
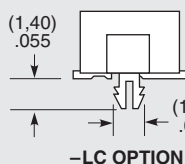
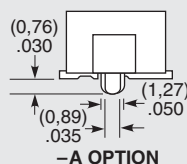
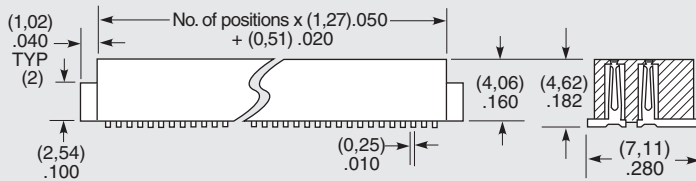
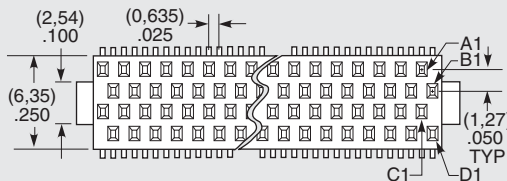
-A
= Alignment Pin (N/A with -LC)

-LC
= Locking Clip (N/A with -A) (Manual placement required)

-K
= (7,00 mm) .276" DIA Polyimide film Pick & Place Pad

-P
= Pick & Place Pad

-TR
= Tape & Reel



TAPE & REEL AVAILABILITY

No tooling charges. Minimum order is the lesser of a full reel quantity or 125 pieces. Order any quantity above minimum. In-house design, manufacture. Quick turn-around.

Call Samtec for specifications and ordering information.