




ISA-PLAN® // PRECISION RESISTORS



SMT // Size 2817



Features

- 5 W power rating at 105 °C
- Constant current up to 35 A (4 mOhm)
- Excellent long-term stability
- High pulse power rating
- Mounting: Reflow-, and IR-soldering
- AEC-Q200 qualified
- RoHS 2011/65/EU compliant



Applications

- Current sensor for power hybrid applications
- Control systems for the automotive market
- Power modules
- Frequency converters
- Switch mode power supplies

Technical data

Resistance values	Ohm	0.004 to 4.7 *
Tolerance	%	0.5 / 1 / 2 / 5 *
Temperature coefficient (20-60 °C)	ppm/K	<50 for $\geq 10 \text{ m}\Omega$ <100 for $< 10 \text{ m}\Omega$
Applicable temperature range	°C	-65 to +170
Power rating $P_{105^\circ\text{C}}$	W	5 for $< 1 \Omega$ 3 for $\geq 1 \Omega$
Power rating $P_{70^\circ\text{C}}$	W	7 for $< 1 \Omega$ 5 for $\geq 1 \Omega$
Internal heat resistance (R_{thi})	K/W	<13 for $< 1 \Omega$ <22 for $\geq 1 \Omega$
Dielectric withstanding voltage	V AC/DC	200
Inductance	nH	<3
Stability (at rated power) deviation after 2000h T_K = Terminal temperature		<0.5% ($T_K = 75^\circ\text{C}$) <1.0% ($T_K = 105^\circ\text{C}$)

for parts $< 1 \Omega$

* For detailed information see table on page 3

Ordering code

SMT - R010 - 1.0

..... Tolerance
 Resistance value [Ohm] / "R" represents decimal point
 Type



SMT // Size 2817

Recommended solder profile

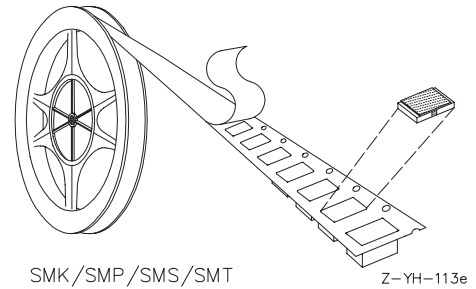
Reflow- and IR-soldering

Temperature	°C	260	255	217
Time	sec	peak	40	90

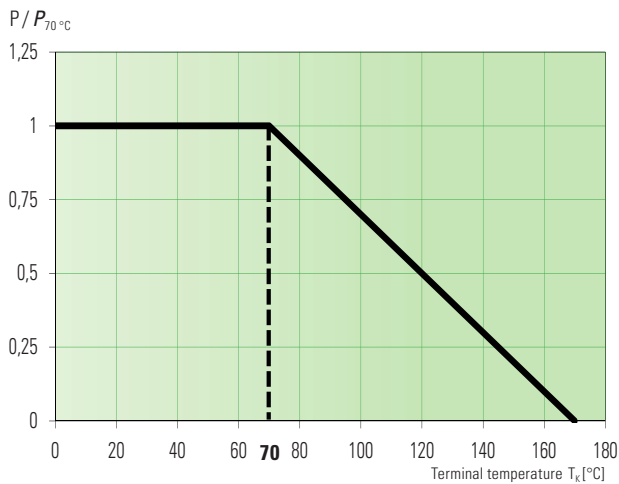
Slight deformations during soldering do not affect technical properties of the component.

Tape and reel information

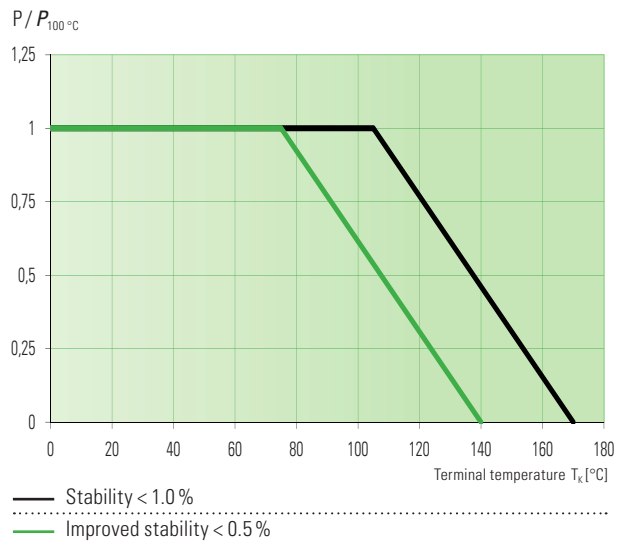
Specification	DIN EN 60286-3		
Tape width	mm	12	
Reel size	inch	13	
Parts per reel	pcs	5000	
Packaging weight	g	494	



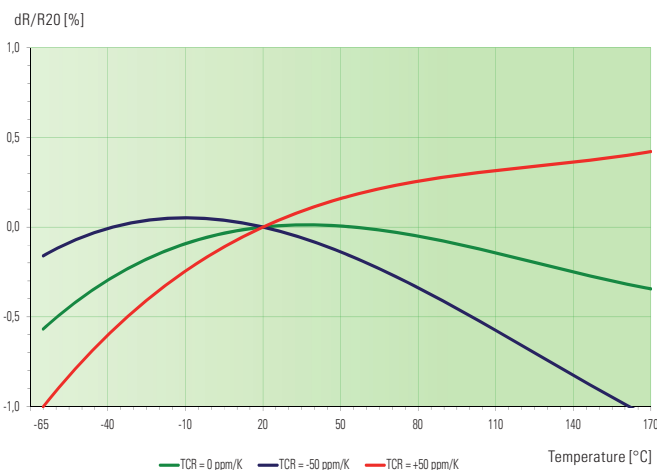
Power derating curve at 70 °C



Power derating curve



Temperature dependence of the electrical resistance of SMT resistors





SMT // Size 2817

Available standard resistance values and tolerances*

Resistance values	Tolerance			
	0.5	1.0	2.0	5.0
R004		✓		✓
R0047				✓
R005	✓	✓	✓	✓
R0056		✓		
R0068		✓	✓	✓
R008		✓		✓
R0091		✓		
R010	✓	✓	✓	✓
R0135		✓		
R014		✓		
R015		✓		✓
R018		✓		✓
R020		✓		
R022		✓		✓
R025	✓	✓		
R027		✓		
R030		✓		
R033	✓	✓		
R039		✓		
R040		✓		
R047		✓	✓	✓
R050	✓	✓		
R056		✓		
R068	✓	✓	✓	
R082		✓		
R100	✓	✓	✓	✓
R120		✓		
R150		✓		
R170		✓	✓	
R180		✓		
R200		✓		
R220		✓		✓
R250		✓		
R270		✓	✓	
R330		✓		
R390		✓		

Resistance values	Tolerance			
	0.5	1.0	2.0	5.0
R400	✓			
R470		✓	✓	
R500	✓	✓		
R560		✓		
R680		✓		
R820		✓		
1R00	✓	✓		
1R50		✓		
1R80		✓		
2R00		✓		
2R20		✓		
2R70		✓		
3R00				✓
3R30		✓		
3R90**		✓		
4R00**		✓		
4R70**		✓		

✓ = available

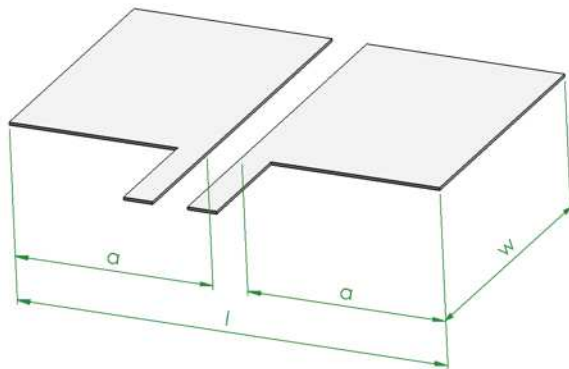
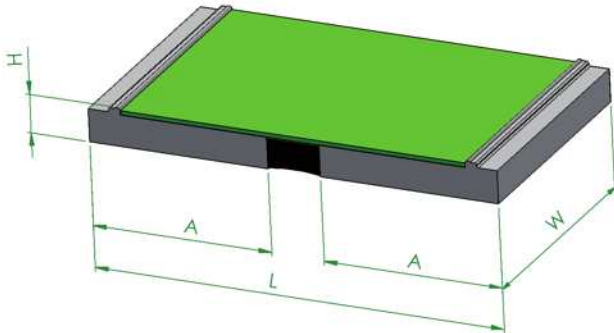
* Further values and tolerances on request

** New values, qualification in process



SMT // Size 2817

Mechanical dimensions and pcb-layout proposal (Reflow-soldering) [mm] // Z-YE-1019a



type	L	W	H	A
SMT	7.1 ±0.2	4.2 ±0.1	0.8 ±0.2	3.1

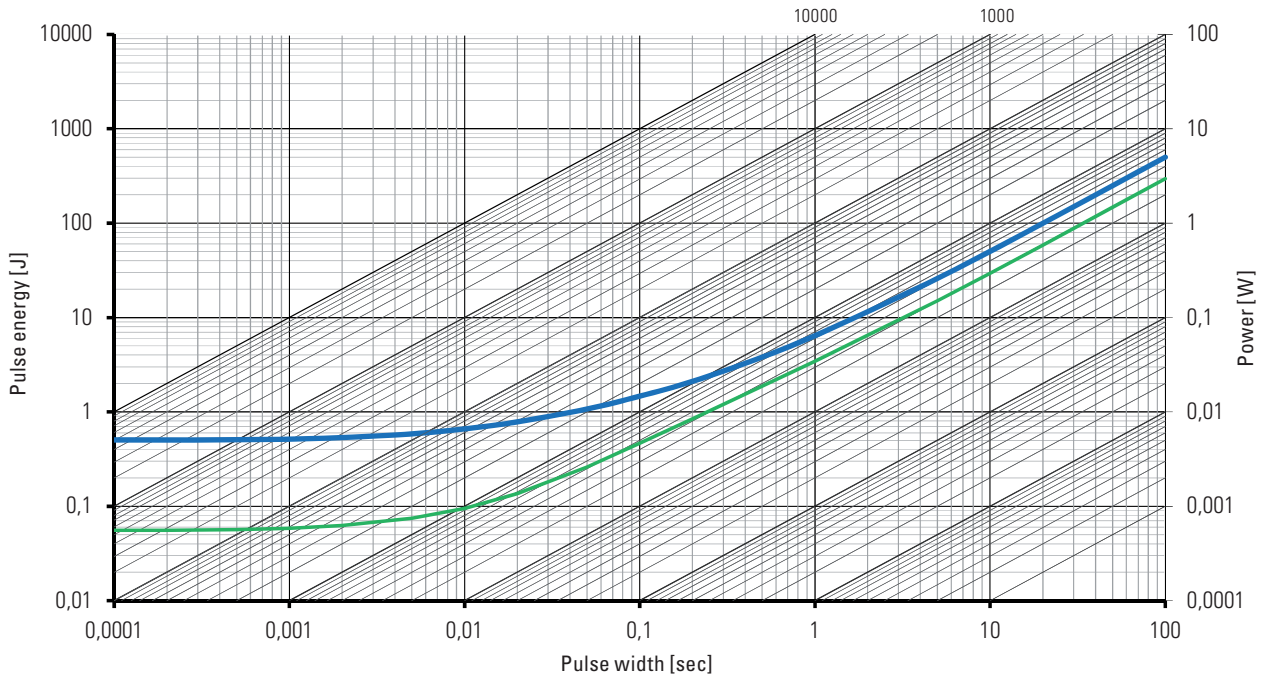
solder pad type:	l	w	a
SMT	7.4	4.6	3.4



SMT // Size 2817

Maximum pulse energy respectively pulse power for permanent operation

SMT-R004, SMT-4R70
Maximum pulse energy / power for continuous operation ($T_K = 105\text{ °C}$)



Specification

Parameters	Test conditions	Specified values
Temperature Cycling	2000 cycles (-55 °C to +150 °C)	±0.5%
Low Temperature Storage and Operation	-65 °C for 250 h	±0.1%
Resistance to Soldering Heat	260 °C for 10 sec / 8h steam aging	±0.3%
Moisture Resistance	MIL-STD-202 method 106	±0.1%
Mechanical Shock	100 g, 6 ms half sine	±0.1%
Vibration, High Frequency	20 g, 10-2000 Hz	±0.1%
Operational Life	2000 h, T_K max at rated power	±1.0%
High Temperature Exposure	2000 h / 170 °C	±1.0%
Bias Humidity	+85 °C, 85 r.F., 1000 h	±0.5%

Disclaimer // All products, product specifications and data are subject to change without notice.

The product specifications do not expand or otherwise modify Isabellenhütte’s terms and conditions of sale, including but not limited to, the warranty expressed therein. Isabellenhütte makes no warranty, representation or guarantee other than as set forth in its terms and conditions of sale.

Information provided in datasheets and/or specifications may vary from actual results in different applications. Any statements made by Isabellenhütte regarding the suitability of products for certain types of applications are based on its knowledge of typical requirements that are often placed on its products. It is the customer’s responsibility to validate that a particular product with the properties described in the product specification is suitable for use in the application intended.

No license, express or implied, or otherwise, to any intellectual property rights is granted by this document.

Any and all liability arising out of the application or use of any product shall be as set forth in Isabellenhütte’s terms and conditions of sale.

