

**40** mm sq.

# San Ace 40



## General Specifications

- Material ..... Frame: Plastics (Flammability: UL94V-0),  
Impeller: Plastics (Flammability: UL94V-0)
- Expected Life ..... Refer to specifications (L10: Survival rate: 90% at 60°C ,  
rated voltage, and continuously run in a free air state)
- Lead Wire ..... ⊕red ⊖black (Sensor) yellow (Control) brown
- Storage Temperature ..... -30°C to +70°C (Non-condensing)

**40×40×28**mm (Mass: 53g) **9GAX type** **Low Power Consumption Fan**

## Specifications

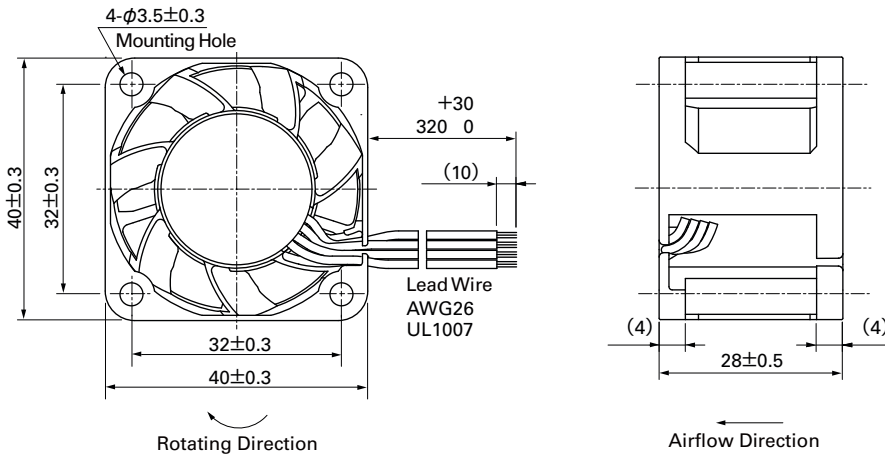
The following nos. **have PWM controls, pulse sensors, and ribs.** For ribless, append "1" to the model no.

Model No.	Rated Voltage [V]	Operating Voltage Range [V]	PWM duty cycle <sup>Note①</sup> [%]	Rated Current [A]	Rated Input [W]	Rated Speed [min <sup>-1</sup> ]	Max. Airflow [m <sup>3</sup> /min] [CFM]	Max. Static Pressure [Pa] [inchH <sub>2</sub> O]	SPL [dB(A)]	Operating Temperature [°C]	Expected Life [h]
9GAX0412P3S001	12	10.8 to 12.6	100	1.30	15.60	25,000	0.90 31.8	1,000 4.02	64	-20 to +60	30,000/60°C
			20	0.07	0.84	4,400	0.155 5.5	32 0.125	21.5		
9GAX0412P3S003			100	1.30	15.60	25,000	0.90 31.8	1,000 4.02	64		
			0	0.11	1.32	7,800	0.26 9.2	87 0.35	38		
9GAX0412P3K001		10.8 to 13.2	100	0.92	11.04	22,000	0.81 28.6	800 3.21	61		
			20	0.07	0.84	4,200	0.15 5.3	28 0.11	21		
9GAX0412P3K003	100		0.92	11.04	22,000	0.81 28.6	800 3.21	61			
	0		0.10	1.20	6,500	0.24 8.5	70 0.28	32			

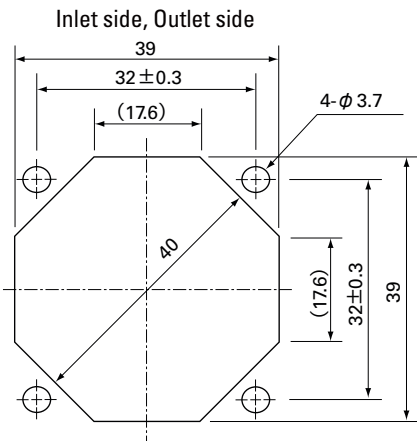
Note: 9GAX0412P3S001, 9GAX0412P3K001 does not rotate when PWM duty cycle is 0%.

※PWM Frequency: 25kHz

## Dimensions (unit: mm) (With ribs)



## Reference Dimensions of Mounting Holes and Vent Opening (unit: mm)

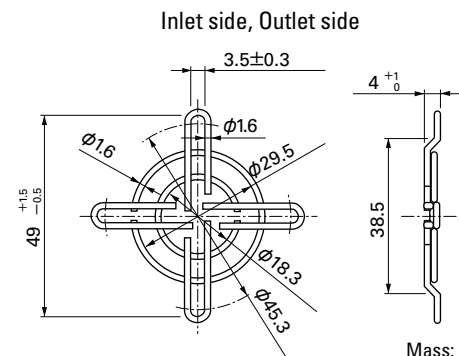


## Options (unit: mm)

### Finger Guards

Model : 109-059 Surface treatment : Nickel-chrome plating (silver)  
: 109-059H : Cation electroplating (black)

Color

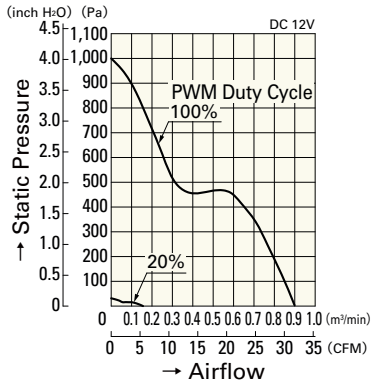


## Airflow - Static Pressure Characteristics

## PWM Duty - Speed Characteristics Example

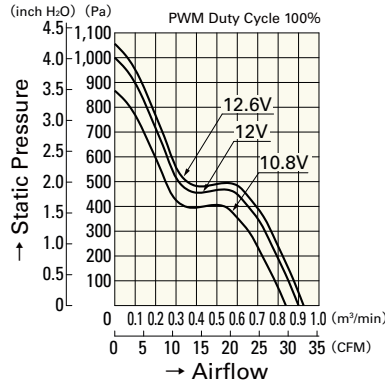
DC  
DC Fan 40mm

### PWM Duty Cycle

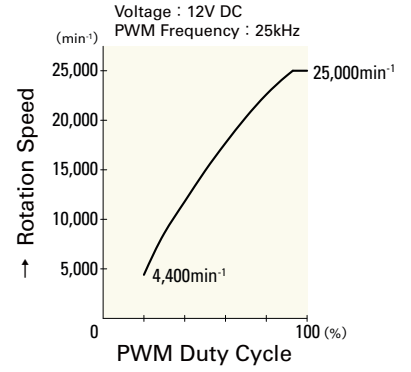


9GAX0412P3S001

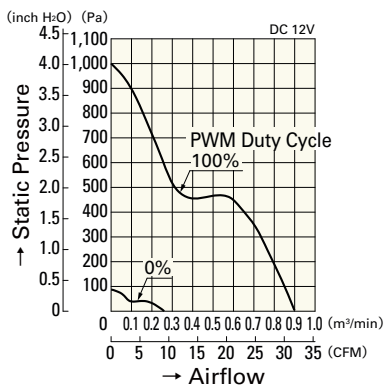
### Operating Voltage Range



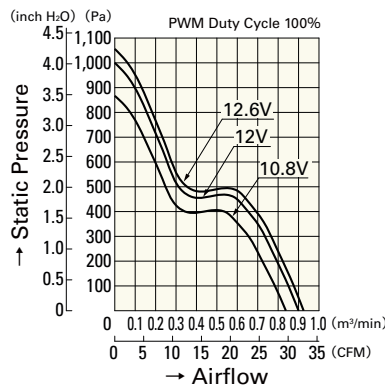
9GAX0412P3S001



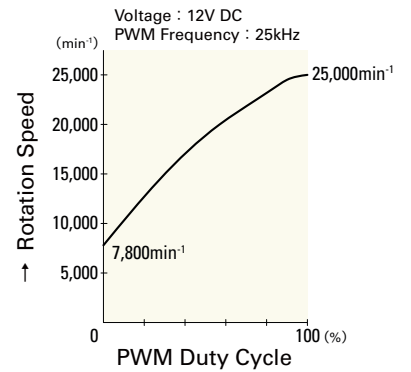
9GAX0412P3S001



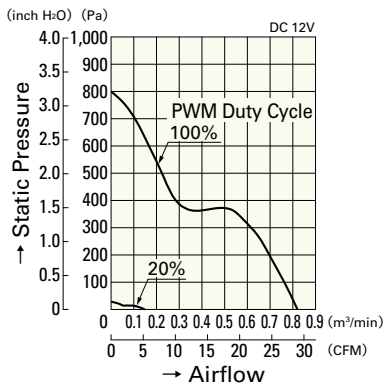
9GAX0412P3S003



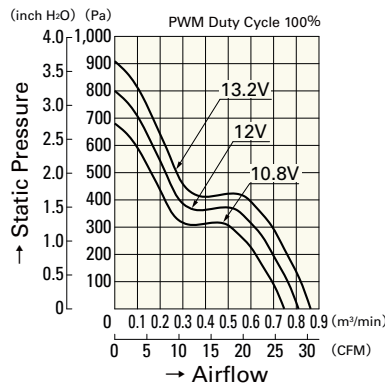
9GAX0412P3S003



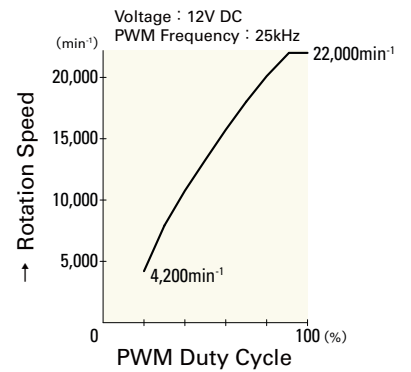
9GAX0412P3S003



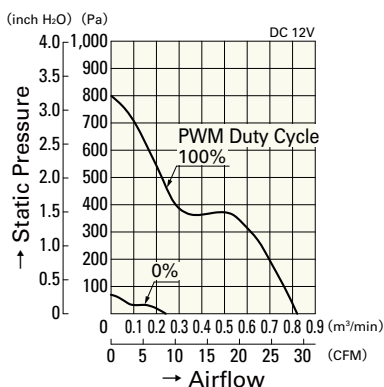
9GAX0412P3K001



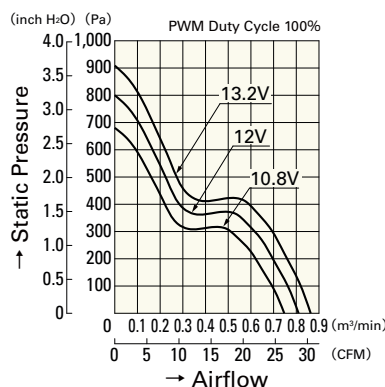
9GAX0412P3K001



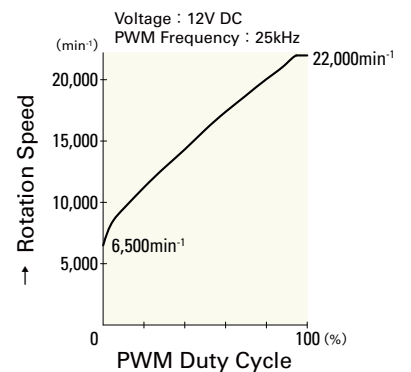
9GAX0412P3K001



9GAX0412P3K003



9GAX0412P3K003



9GAX0412P3K003