


Small Signal Product

Schottky Barrier Diode

FEATURES

- Surface Mount Device Type
- Pb free and RoHS compliant
- Green compound (Halogen free) with suffix "G" on packing code and prefix "G" on date code



SOD-323

MECHANICAL DATA

- Case: Bend lead SOD-323 small outline plastic package
- Terminal: Matte tin plated, lead free, solderable per MIL-STD-202, Method 208 guaranteed
- High temperature soldering guaranteed: 260°C/10s
- Polarity: Indicated by cathode band
- Marking: D4

MAXIMUM RATINGS AND ELECTRICAL CHARACTERISTICS ($T_A=25^\circ\text{C}$ unless otherwise noted)			
PARAMETER	SYMBOL	VALUE	UNIT
Non-Repetitive Peak Reverse Voltage	V_{RM}	40	V
Continuous Forward Current	I_o	500	mA
Forward Peak Surge Current @ $t=8.3\text{ms}$	I_{FSM}	2.0	A
Power Dissipation	P_D	200	mW
Thermal Resistance from Junction to Ambient	R_{JA}	500	$^\circ\text{C}/\text{W}$
Junction Temperature	T_J	125	$^\circ\text{C}$
Storage Temperature	T_{STG}	- 55 to + 150	$^\circ\text{C}$

PARAMETER	SYMBOL	MIN	TYP	MAX	TEST CONDITION	UNIT
Reverse Breakdown Voltage	$V_{(BR)}$	40			$I_R=0.1\text{mA}$	V
Reverse Leakage Current	I_R			0.1	$V_R=40\text{V}$	mA
Forward Voltage	V_F			0.47	$I_F=500\text{mA}$	V

Small Signal Product

ORDERING INFORMATION						
PART NO.	MANUFACTURE CODE (Note)	PACKING CODE	GREEN COMPOUND CODE	PACKAGE	PACKING	MARKING
RB551V-40		RQ	G	SOD-323	3K / 7" Reel	D4

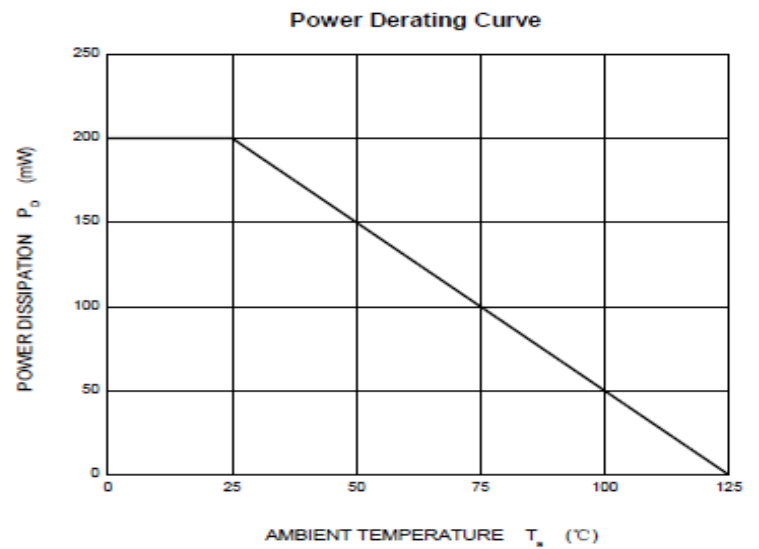
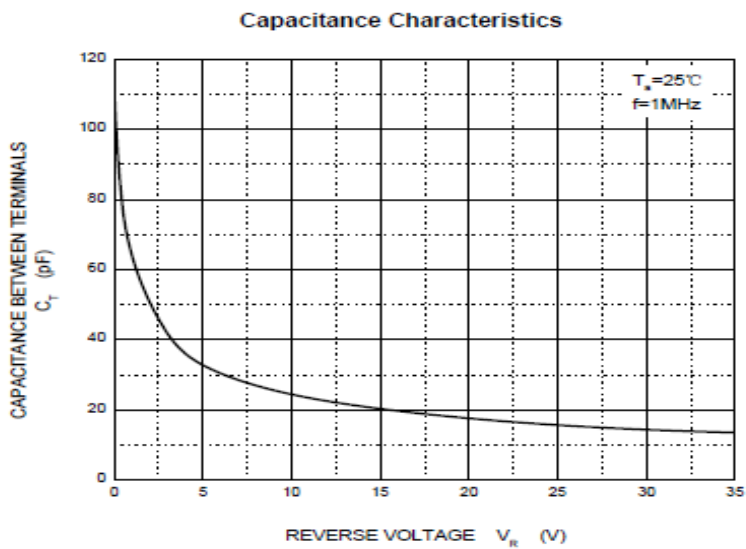
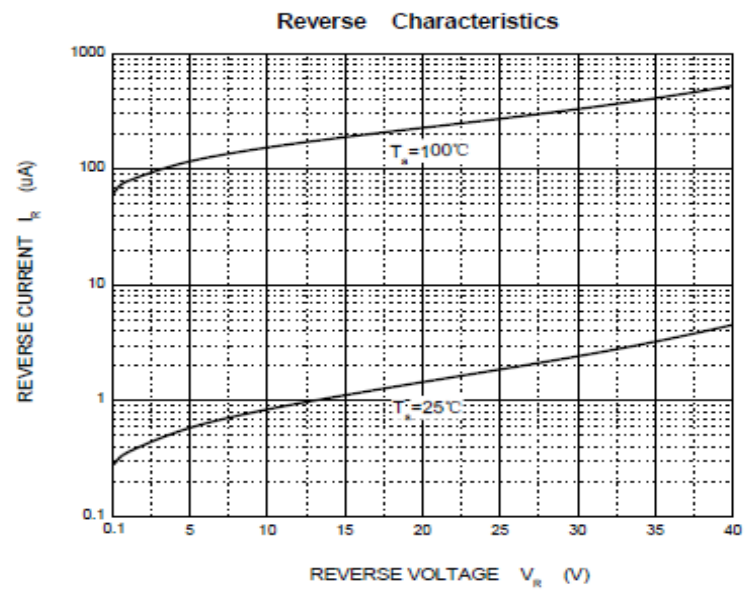
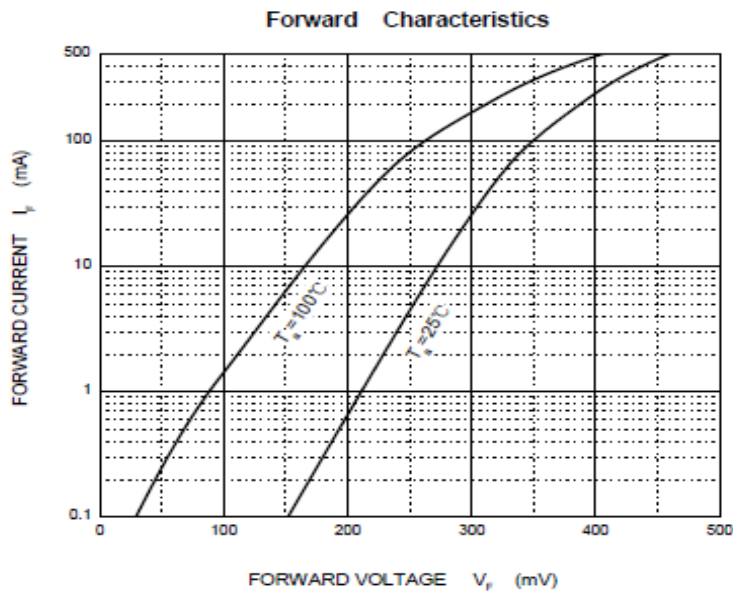
Note: Manufacture special control, if empty means no special control requirement.

EXAMPLE					
PREFERRED P/N	PART NO.	MANUFACTURE CODE	PACKING CODE	GREEN COMPOUND CODE	DESCRIPTION
RB551V-40 RQG	RB551V-40		RQ	G	Green compound
RB551V-40-M0 RQG	RB551V-40	M0	RQ	G	Green compound

Small Signal Product

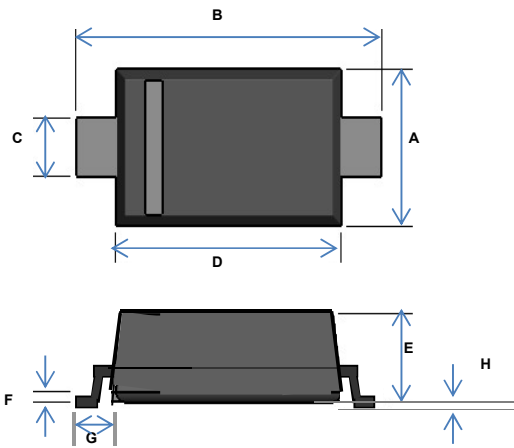
RATINGS AND CHARACTERISTICS CURVES (RB551V-40)

(TA=25°C unless otherwise noted)



Small Signal Product

DIMENSIONS
SOD-323



DIM.	Unit (mm)		Unit (inch)	
	Min	Max	Min	Max
A	1.15	1.40	0.045	0.055
B	2.30	2.70	0.091	0.106
C	0.25	0.45	0.010	0.018
D	1.60	1.80	0.063	0.071
E	0.80	1.00	0.031	0.039
F	0.05	0.17	0.002	0.007
G	0.475 REF		0.19 REF	
H	-	0.10	-	0.004

PIN CONFIGURATION

