



CONTACT BLOCK FOR POSITION SWITCH 3SE51/52  
1NO/2NC SLOW-ACTION CONTACT

Product designation		contact
<b>General technical data:</b>		
<b>Product function</b>		
• positive opening		Yes
<b>Insulation voltage</b>		
• Rated value	V	400
<b>Degree of pollution</b>		class 3
<b>Shock resistance</b>		30g / 11 ms
<b>Vibration resistance</b>		0.35 mm / 5g
<b>Surge voltage resistance Rated value</b>	kV	6
<b>Mechanical service life (switching cycles)</b>		
• typical		15 000 000
<b>Electrical endurance (switching cycles)</b>		
• at AC-15 at 230 V typical		1 000 000
<b>Electrical endurance (switching cycles) with contactor 3RH11, 3RT1016, 3RT1017, 3RT1024, 3RT1025, 3RT1026 typical</b>		10 000 000
<b>Electrical operating cycles in one hour with contactor 3RH11, 3RT1016, 3RT1017, 3RT1024, 3RT1025, 3RT1026</b>		6 000
<b>Thermal current</b>	A	6
<b>Protection class IP</b>		IP00
<b>Equipment marking</b>		
• acc. to DIN EN 61346-2		S
• acc. to DIN EN 81346-2		S
<b>Active principle</b>		mechanical

<b>Repeat accuracy</b>	mm	0.1
Explosion protection category for dust		none
Explosion protection category for gas		none
<b>Operating current at AC-15</b>		
• at 230 V Rated value	A	3
<b>Operating current</b>		
• at DC-13 at 125 V Rated value	A	0.55
<b>Operating current</b>		
• at DC-13		
— at 24 V Rated value	A	3

#### Enclosure:

<b>Coating of the enclosure</b>		Other types
---------------------------------	--	-------------

#### Drive Head:

<b>Design of the operating mechanism</b>		without
<b>Design of the switching function</b>		positive opening

#### Connections/ Terminals:

<b>Type of electrical connection</b>		screw-type terminals
<b>Type of connectable conductor cross-section</b>		
• solid		1x (0.5 ... 1.5 mm <sup>2</sup> ), 2x (0.5 ... 0.75 mm <sup>2</sup> )
• finely stranded with core end processing		1x (0.5 ... 1.5 mm <sup>2</sup> ), 2x (0.5 ... 0.75 mm <sup>2</sup> )
• finely stranded without core end processing		1x (0.5 ... 1.5 mm <sup>2</sup> ), 2x (0.5 ... 0.75 mm <sup>2</sup> )
• for AWG conductors		
— solid		1x (20 ... 16), 2x (20 ... 18)
— stranded		1x (20 ... 16), 2x (20 ... 18)

#### Communication/ Protocol:

<b>Design of the interface</b>		without
--------------------------------	--	---------



#### Ambient conditions:

<b>Ambient temperature</b>		
• during operation	°C	-25 ... +85
• during storage	°C	-40 ... +90

#### Installation/ mounting/ dimensions:

<b>mounting position</b>		any
<b>Mounting type</b>		snap-on mounting

#### Certificates/ approvals:

General Product Approval	Declaration of Conformity	Test Certificates	other
 CSA	 UL	 EAC	 EG-Konf.
		<a href="#">Special Test Certificate</a>	<a href="#">Confirmation</a>

### Further information

**Information- and Downloadcenter (Catalogs, Brochures,...)**

<http://www.siemens.com/industrial-controls/catalogs>

**Industry Mall (Online ordering system)**

<http://www.siemens.com/industrymall>

**Cax online generator**

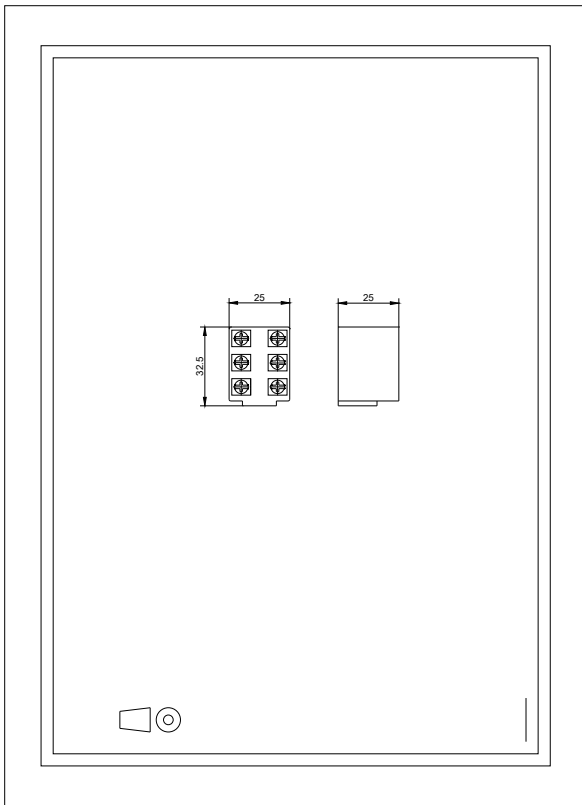
<http://support.automation.siemens.com/WW/CAXorder/default.aspx?lang=en&mlfb=3SE5000KA00>

**Service&Support (Manuals, Certificates, Characteristics, FAQs,...)**

<http://support.automation.siemens.com/WW/view/en/3SE5000KA00/all>

**Image database (product images, 2D dimension drawings, 3D models, device circuit diagrams, EPLAN macros, ...)**

[http://www.automation.siemens.com/bilddb/cax\\_de.aspx?mlfb=3SE5000KA00&lang=en](http://www.automation.siemens.com/bilddb/cax_de.aspx?mlfb=3SE5000KA00&lang=en)



**last modified:**

09.03.2015