

A

## Kühlkörper für LED

B

C

D

E

F

G

H

I

K

L



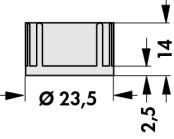


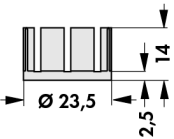
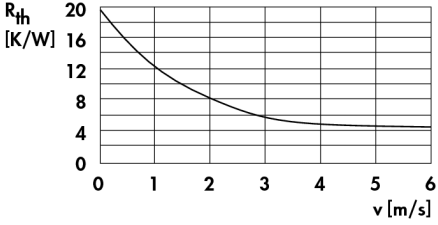


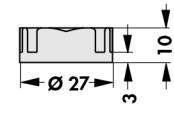


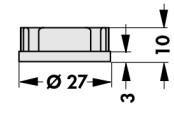
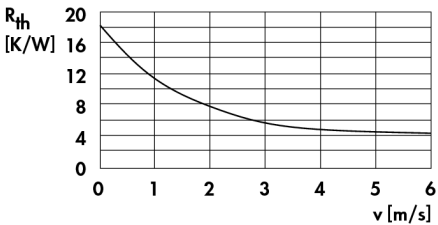


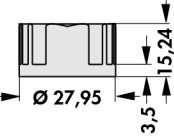
M



- für freie und erzwungene Konvektion geeignet
- Kühlkörperabmessungen passend für den jeweiligen LED Typ
- einfache Montage mittels wärmeleitender Klebefolie, Wärmeleitkleber oder Schraubbefestigung
- kundenspezifische Ausführungen auf Anfrage

kundenspezifische Ausführungen, Oberflächen und Modifikationen auf Anfrage

**Oberfläche:** schwarz eloxiert

<b>Art. Nr.</b>	 	 Ø 23,5 14 2,5	<b><math>R_{th} = 18,58 \text{ K/W}</math></b>
<b>ICK LED R 23,5 x 14</b> WLF ... D 23			
<b>Art. Nr.</b>	 	 Ø 23,5 14 2,5	
<b>ICK LED R 23,5 x 14 G</b> WLF ... D 23			
<b>Art. Nr.</b>	 	 Ø 27 10 3	<b><math>R_{th} = 17,69 \text{ K/W}</math></b>
<b>ICK LED R 27 x 10</b> WLF ... D 27			
<b>Art. Nr.</b>	 	 Ø 27 10 3	
<b>ICK LED R 27 x 10 G</b> WLF ... D 27			
<b>Art. Nr.</b>	 	 Ø 27,95 15,24 3,5	<b><math>R_{th} = 15,24 \text{ K/W}</math></b>
<b>ICK LED R 28 x 15</b> WLF ... D 28			

**B 29**

Montagematerial für Halbleiter  
SMD-Kühlkörper  
Wärmeleitpaste  
Prozessorübersicht

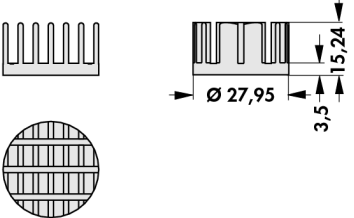
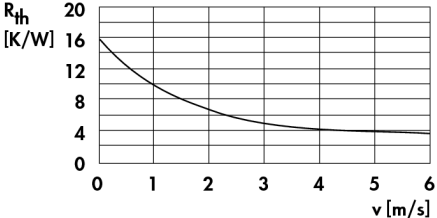
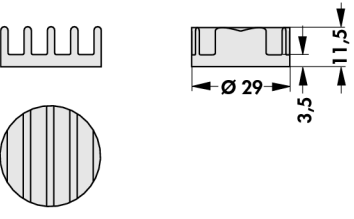
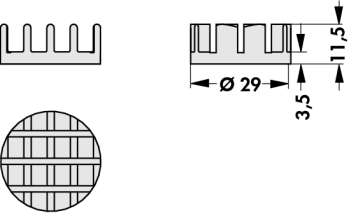
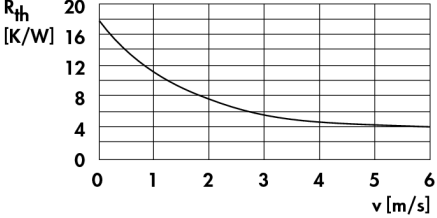
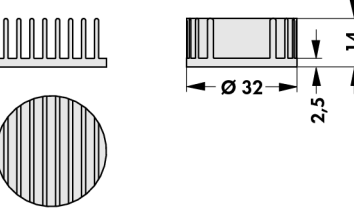
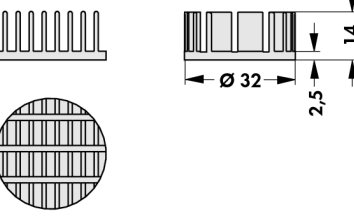
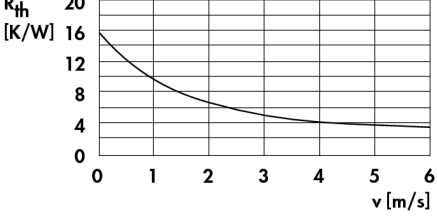
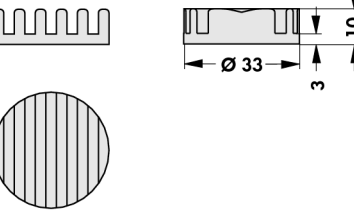
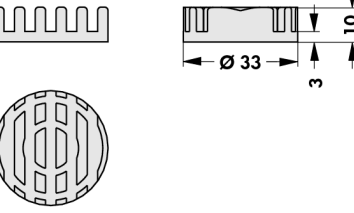
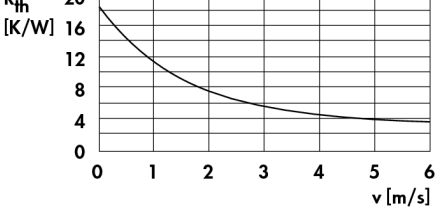
→ E 35 – 39  
→ B 36 – 38  
→ E 13  
→ B 2 - 8

WLK ...  
... Wärmeleitfolie WLFT 404/405  
Lochbilder  
Technische Erläuterungen

→ E 15  
→ E 5  
→ A 21  
→ A 2 - 7

N

## Kühlkörper für LED

<p><b>Art. Nr.</b></p> <p><b>ICK LED R 28 x 15 G</b> WLF ... D 28</p>		
<p><b>Art. Nr.</b></p> <p><b>ICK LED R 29 x 11,5</b> WLF ... D 28,5</p>		<p><b><math>R_{th} = 17,26 \text{ K/W}</math></b></p>
<p><b>Art. Nr.</b></p> <p><b>ICK LED R 29 x 11,5 G</b> WLF ... D 28,5</p>		
<p><b>Art. Nr.</b></p> <p><b>ICK LED R 32 x 14</b> WLF ... D 32</p>		<p><b><math>R_{th} = 15,23 \text{ K/W}</math></b></p>
<p><b>Art. Nr.</b></p> <p><b>ICK LED R 32 x 14 G</b> WLF ... D 32</p>		
<p><b>Art. Nr.</b></p> <p><b>ICK LED R 33 x 10</b> WLF ... D 33</p>		<p><b><math>R_{th} = 17,6 \text{ K/W}</math></b></p>
<p><b>Art. Nr.</b></p> <p><b>ICK LED R 33 x 10 G</b> WLF ... D 33</p>		

A

**Kühlkörper für LED**

B

C

D

E

F

G

H

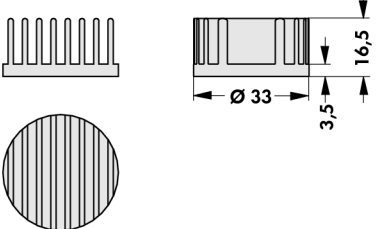
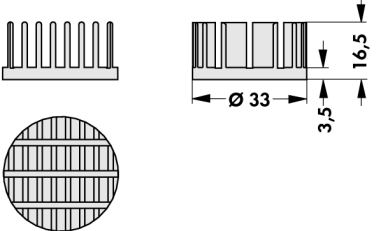
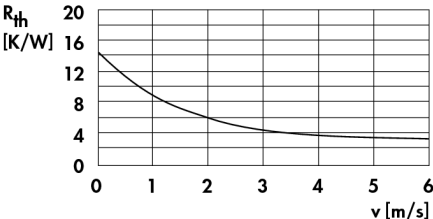
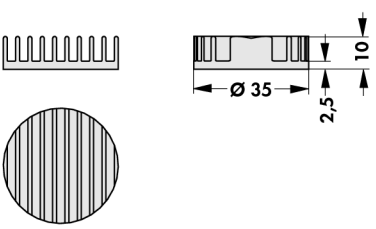
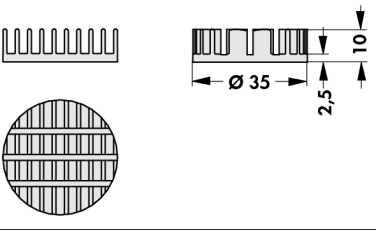
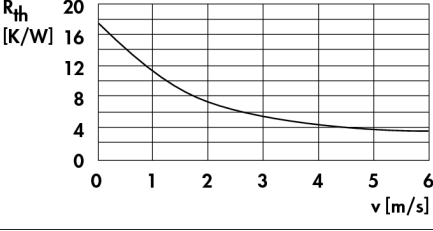
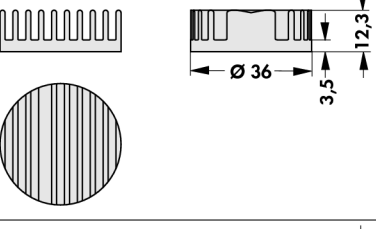
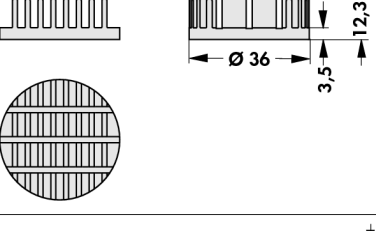

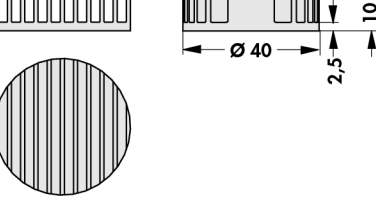
I

K

L

M

N

<b>Art. Nr.</b>  <b>ICK LED R 33 x 16,5</b> WLF ... D 33		$R_{th} = 13,87 \text{ K/W}$
<b>Art. Nr.</b>  <b>ICK LED R 33 x 16,5 G</b> WLF ... D 33		
<b>Art. Nr.</b>  <b>ICK LED R 35 x 10</b> WLF ... D 35		$R_{th} = 16,9 \text{ K/W}$
<b>Art. Nr.</b>  <b>ICK LED R 35 x 10 G</b> WLF ... D 35		
<b>Art. Nr.</b>  <b>ICK LED R 36 x 12</b> WLF ... D 36		$R_{th} = 12,88 \text{ K/W}$
<b>Art. Nr.</b>  <b>ICK LED R 36 x 12 G</b> WLF ... D 36		
<b>Art. Nr.</b>  <b>ICK LED R 40 x 10</b> WLF ... D 40		$R_{th} = 12,28 \text{ K/W}$

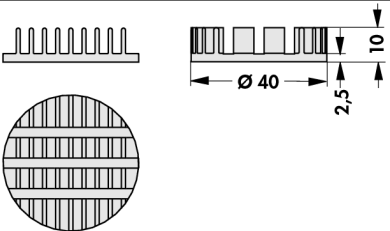
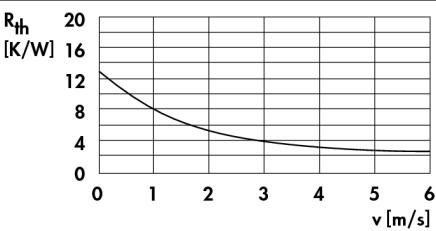
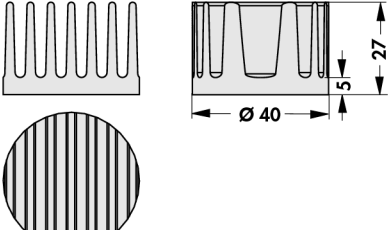
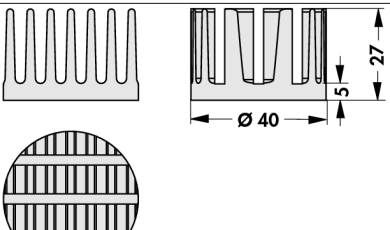
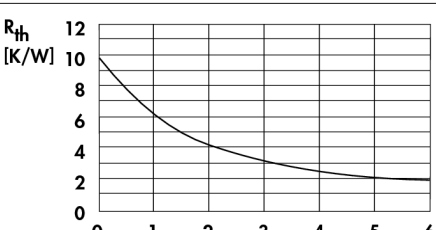
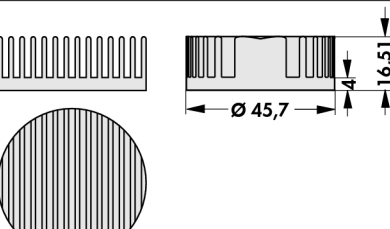
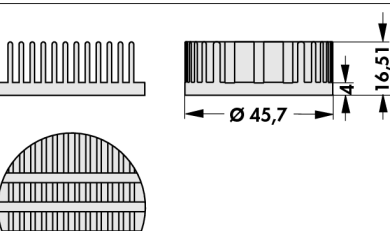
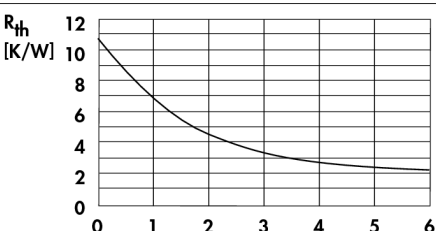
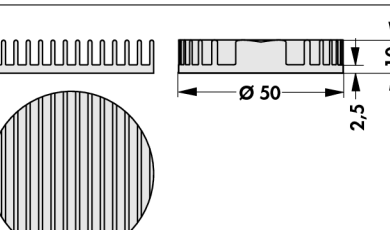
**B 31**
**Montagematerial für Halbleiter**  
**SMD-Kühlkörper**  
**Wärmeleitpaste**  
**Prozessorübersicht**

 → E 35 - 39  
 → B 36 - 38  
 → E 13  
 → B 2 - 8

**WLK ...**  
**... Wärmeleitfolie WLFT 404/405**  
**Lochbilder**  
**Technische Erläuterungen**

 → E 15  
 → E 5  
 → A 21  
 → A 2 - 7

## Kühlkörper für LED

<p><b>Art. Nr.</b></p> <p><b>ICK LED R 40 x 10 G</b> WLF ... D 40</p>		
<p><b>Art. Nr.</b></p> <p><b>ICK LED R 40 x 27</b> WLF ... D 40</p>		<p><b><math>R_{th} = 9,41 \text{ K/W}</math></b></p>
<p><b>Art. Nr.</b></p> <p><b>ICK LED R 40 x 27 G</b> WLF ... D 40</p>		
<p><b>Art. Nr.</b></p> <p><b>ICK LED R 45,7 x 16,5</b> WLF ... D 45</p>		<p><b><math>R_{th} = 10,46 \text{ K/W}</math></b></p>
<p><b>Art. Nr.</b></p> <p><b>ICK LED R 45,7 x 16,5 G</b> WLF ... D 45</p>		
<p><b>Art. Nr.</b></p> <p><b>ICK LED R 50 x 10</b> WLF ... D 50</p>		<p><b><math>R_{th} = 10,57 \text{ K/W}</math></b></p>

A

**Kühlkörper für LED**

B

C

D

E

F

G

H

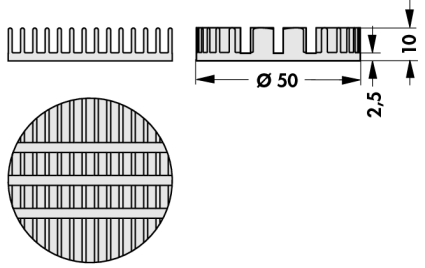
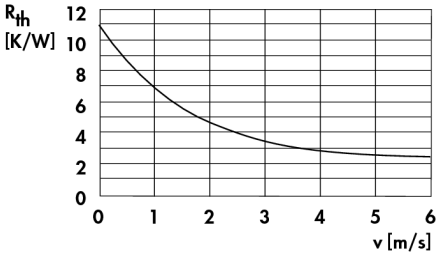
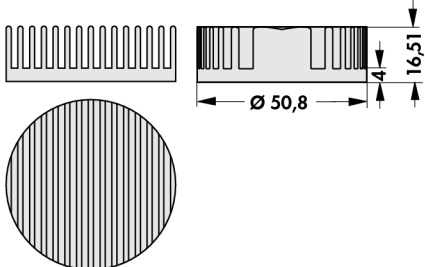
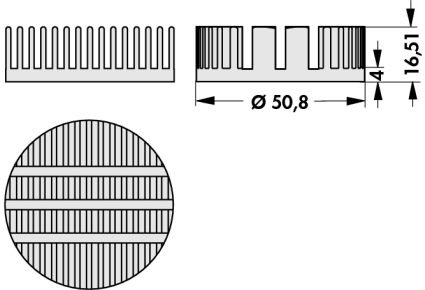
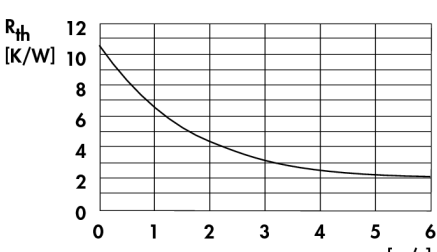
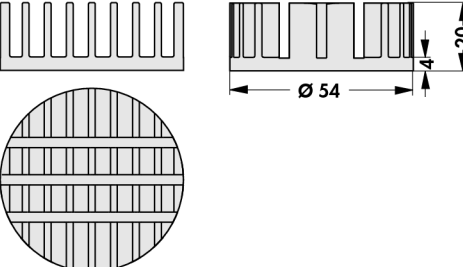
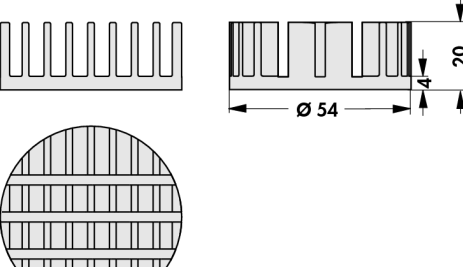
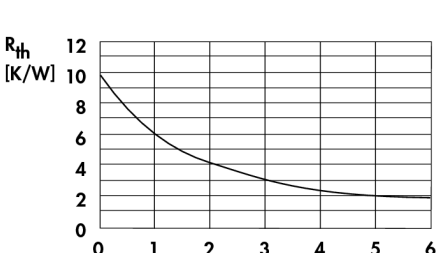
I

K

L

M

N

<b>Art. Nr.</b>  <b>ICK LED R 50 x 10 G</b> WLF ... D 50		
<b>Art. Nr.</b>  <b>ICK LED R 50,8 x 16,5</b> WLF ... D 50		<p style="text-align: center;"><b><math>R_{th} = 10,17 \text{ K/W}</math></b></p>
<b>Art. Nr.</b>  <b>ICK LED R 50,8 x 16,5 G</b> WLF ... D 50		
<b>Art. Nr.</b>  <b>ICK LED R 54 x 20</b> WLF ... D 54		<p style="text-align: center;"><b><math>R_{th} = 9,48 \text{ K/W}</math></b></p>
<b>Art. Nr.</b>  <b>ICK LED R 54 x 20 G</b> WLF ... D 54		

**B 33**

 Montagematerial für Halbleiter  
 SMD-Kühlkörper  
 Wärmeleitpaste  
 Prozessorübersicht

 → E 35 – 39  
 → B 36 – 38  
 → E 13  
 → B 2 - 8

 WLK ...  
 ... Wärmeleitfolie WLFT 404/405  
 Lochbilder  
 Technische Erläuterungen

 → E 15  
 → E 5  
 → A 21  
 → A 2 - 7