



CONTACTOR RELAY, 6NO+2NC, DC 24V, SZ S00, SPRING-LOADED TERMINAL, PERMANENT AUX. SWITCH, FOR SUVA APPLICATIONS

product brand name		SIRIUS
Product designation		contactor relay

General technical data:

Insulation voltage		
<ul style="list-style-type: none"> with degree of pollution 3 Rated value 	V	690
Degree of pollution		3
Surge voltage resistance Rated value	kV	6
Mechanical service life (switching cycles)		
<ul style="list-style-type: none"> of the contactor typical 		10 000 000
Protection class IP		
<ul style="list-style-type: none"> on the front 		IP20
Equipment marking		
<ul style="list-style-type: none"> acc. to DIN EN 61346-2 		K
<ul style="list-style-type: none"> acc. to DIN EN 81346-2 		K

Control circuit/ Control:

Type of voltage of the control supply voltage		DC
Control supply voltage for DC		
<ul style="list-style-type: none"> Rated value 	V	24
Operating range factor control supply voltage rated value of the magnet coil for DC		0.8 ... 1.1
Closing power of the magnet coil for DC	W	4
Holding power of the magnet coil for DC	W	4

Auxiliary circuit:

Number of NC contacts		
------------------------------	--	--

<ul style="list-style-type: none"> • for auxiliary contacts — instantaneous contact 		2 2
Number of NO contacts		
<ul style="list-style-type: none"> • for auxiliary contacts — instantaneous contact 		6 6
Product expansion Auxiliary switch		No
Identification number and letter for switching elements		62 E
Operating current at AC-15		
<ul style="list-style-type: none"> • at 230 V Rated value • at 400 V Rated value • at 690 V Rated value 	A A A	6 3 1
Design of the miniature circuit breaker		
<ul style="list-style-type: none"> • for short-circuit protection of the auxiliary circuit up to 230 V 		C characteristic: 6 A; 0.4 kA
Contact reliability of the auxiliary contacts		1 faulty switching per 100 million (17 V, 1 mA)

UL/CSA ratings:

Contact rating of the auxiliary contacts acc. to UL		A600 / Q600
--	--	-------------

Short-circuit:

Design of the fuse link		
<ul style="list-style-type: none"> • for short-circuit protection of the auxiliary switch required 		fuse gL/gG: 10 A

Installation/ mounting/ dimensions:

mounting position		+/-180° rotation possible on vertical mounting surface; can be tilted forward and backward by +/- 22.5° on vertical mounting surface
Mounting type		screw and snap-on mounting onto 35 mm standard mounting rail
Height	mm	70
Width	mm	45
Depth	mm	121
Required spacing		
<ul style="list-style-type: none"> • for grounded parts — at the side 	mm	6
<ul style="list-style-type: none"> • for live parts — at the side 	mm	6

Connections/ Terminals:

Type of electrical connection		
<ul style="list-style-type: none"> • for auxiliary and control current circuit 		spring-loaded terminals
Type of connectable conductor cross-section		
<ul style="list-style-type: none"> • for auxiliary contacts — single or multi-stranded 		2x (0,5 ... 4 mm ²)

— finely stranded with core end processing	2x (0.5 ... 2.5 mm ²)
— finely stranded without core end processing	2x (0.5 ... 2.5 mm ²)
• for AWG conductors for auxiliary contacts	2x (20 ... 12)

Safety related data:

B10 value with high demand rate acc. to SN 31920		1 000 000
• Note		With 0.3 x I _e
Proportion of dangerous failures		
• with low demand rate acc. to SN 31920	%	40
• with high demand rate acc. to SN 31920	%	73
Failure rate [FIT] with low demand rate acc. to SN 31920	FIT	100
T1 value for proof test interval or service life acc. to IEC 61508	y	20
Protection against electrical shock		finger-safe

Mechanical data:

Size of contactor		S00
--------------------------	--	-----

Ambient conditions:

Installation altitude at height above sea level maximum	m	2 000
Ambient temperature		
• during operation	°C	-25 ... +60
• during storage	°C	-55 ... +80

Certificates/ approvals:

General Product Approval	Functional Safety/Safety of Machinery	Declaration of Conformity
--------------------------	---------------------------------------	---------------------------



[Type Examination](#)



Test Certificates	Shipping Approval
-------------------	-------------------

[Special Test Certificate](#)

[Type Test Certificates/Test Report](#)



Shipping Approval	other
-------------------	-------



[Environmental Confirmations](#)



Further information

Information- and Downloadcenter (Catalogs, Brochures,...)

<http://www.siemens.com/industrial-controls/catalogs>

Industry Mall (Online ordering system)

<http://www.siemens.com/industrymall>

Cax online generator

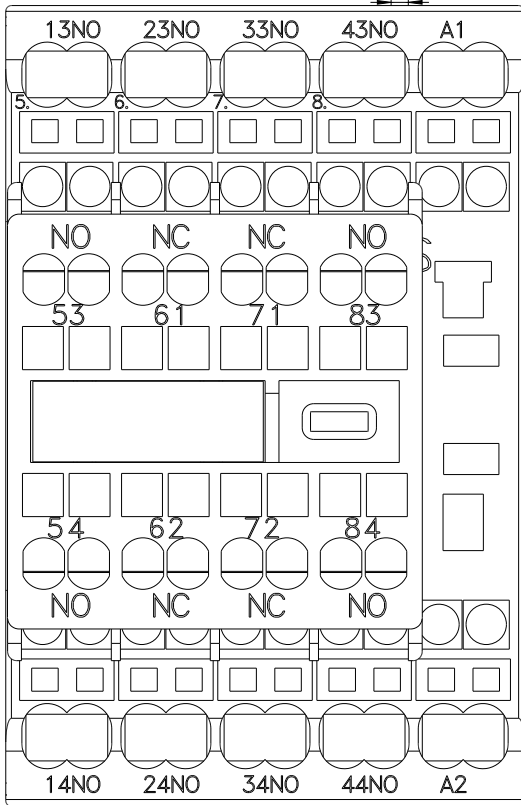
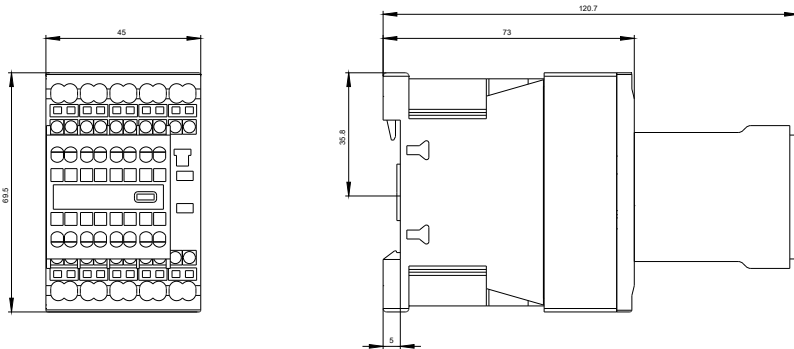
<http://support.automation.siemens.com/WW/CAXorder/default.aspx?lang=en&mfb=3RH22622BB40>

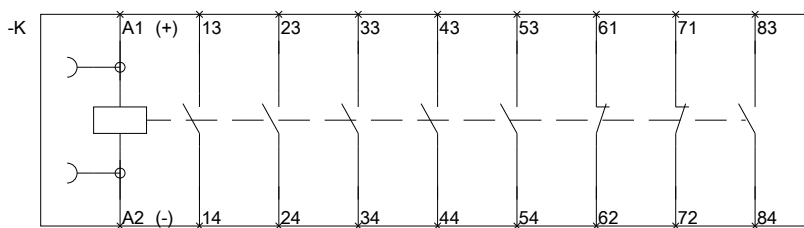
Service&Support (Manuals, Certificates, Characteristics, FAQs,...)

<http://support.automation.siemens.com/WW/view/en/3RH22622BB40/all>

Image database (product images, 2D dimension drawings, 3D models, device circuit diagrams, EPLAN macros, ...)

http://www.automation.siemens.com/bilddb/cax_de.aspx?mfb=3RH22622BB40&lang=en





last modified:

11.03.2015