



DC AND AC 50 TO 60 HZ 2-POINT OR 1-POINT
CONTROL TRIPPING DELAYED 0.5 TO 10S 1
CHANGEOVER CONTACT SPRING-LOADED TYPE

Product function	Monitoring relay for level monitoring
------------------	---------------------------------------

Measuring circuit:

Adjustable response delay time		
• when starting	s	0.5 ... 10
• with lower or upper limit violation	s	0.5 ... 10
Adjustable response value impedance	kΩ	2 ... 200
Measuring electrode current maximum	mA	1
Measuring electrode voltage maximum	V	15
Number of measuring circuits		1
Buffering time in the event of power failure minimum	ms	200

General technical data:

Response time maximum	ms	300
Relative metering precision	%	20
Temperature drift per °C	%/°C	1
Relative repeat accuracy	%	1
Manufacturer article number of the optional sensor		2-pole and 3-pole sensors 3UG3207
Cable length of sensor maximum	m	100
Display version LED		Yes
Product function		
• Adjustable response sensitivity		Yes
• outlet monitoring adjustable		Yes
• inlet monitoring adjustable		Yes
• External reset		Yes
Startup time after the control supply voltage has been applied	ms	500
Type of voltage of the control supply voltage		AC/DC
Control supply voltage		
• with AC		
— at 50 Hz Rated value	V	24 ... 24
— at 60 Hz Rated value	V	24 ... 24
• for DC Rated value	V	24 ... 24

Operating range factor control supply voltage rated value		
<ul style="list-style-type: none"> • with AC <ul style="list-style-type: none"> — at 50 Hz — at 60 Hz • for DC 		0.85 ... 1.1 0.85 ... 1.1 0.85 ... 1.1
Surge voltage resistance Rated value	kV	4
Active power consumption	W	2
Protection class IP		IP20
Electromagnetic compatibility		IEC 60947-1 / IEC 61000-6-2 / IEC 61000-6-4
Vibration resistance acc. to IEC 60068-2-6		1 ... 6 Hz: 15 mm, 6 ... 500 Hz: 2g
Shock resistance acc. to IEC 60068-2-27		sinusoidal half-wave 15g / 11 ms
Installation altitude at height above sea level maximum	m	2 000
Conducted interference due to burst acc. to IEC 61000-4-4		2 kV
Conducted interference due to conductor-earth surge acc. to IEC 61000-4-5		2 kV
Conducted interference due to conductor-conductor surge acc. to IEC 61000-4-5		1 kV
Electrostatic discharge acc. to IEC 61000-4-2		6 kV contact discharge / 8 kV air discharge
Field-bound parasitic coupling acc. to IEC 61000-4-3		10 V/m
Insulation voltage for overvoltage category III according to IEC 60664 with degree of pollution 3 Rated value	V	300
Degree of pollution		3
Apparent power consumption with AC		
<ul style="list-style-type: none"> • at 24 V maximum 	V·A	2
Ambient temperature		
<ul style="list-style-type: none"> • during operation • during storage • during transport 	°C °C °C	-25 ... +60 -40 ... +80 -40 ... +80
Galvanic isolation		
<ul style="list-style-type: none"> • between entrance and outlet • between the outputs 		Yes No








Mechanical data:

Width	mm	22.5
Height	mm	94
Depth	mm	91
mounting position		any
Required spacing for grounded parts		
<ul style="list-style-type: none"> • forwards • Backwards 	mm mm	0 0

• at the side	mm	0
• upwards	mm	0
• downwards	mm	0
Required spacing with side-by-side mounting		
• forwards	mm	0
• Backwards	mm	0
• at the side	mm	0
• upwards	mm	0
• downwards	mm	0
Required spacing for live parts		
• forwards	mm	0
• Backwards	mm	0
• at the side	mm	0
• upwards	mm	0
• downwards	mm	0
Mounting type		screw and snap-on mounting
Product function removable terminal for auxiliary and control circuit		Yes
Type of electrical connection		spring-loaded terminals
Type of connectable conductor cross-section		
• solid		2x (0.25 ... 1.5 mm ²)
• finely stranded		
— with core end processing		2 x (0.25 ... 1.5 mm ²)
— without core end processing		2x (0.25 ... 1.5 mm ²)
• for AWG conductors		
— solid		2x (24 ... 16)
— stranded		2x (24 ... 16)
Tightening torque with screw-type terminals	N·m	0.8 ... 1.2
Outputs:		
Number of NO contacts delayed switching		0
Number of NC contacts delayed switching		0
Number of CO contacts delayed switching		1
Ampacity of the output relay		
• at AC-15		
— at 250 V at 50/60 Hz	A	3
— at 400 V at 50/60 Hz	A	3
• at DC-13		
— at 24 V	A	1
— at 125 V	A	0.2
— at 250 V	A	0.1
Operating current at 17 V minimum	mA	5

Continuous current of the DIAZED fuse link of the output relay	A	4
Mechanical service life (switching cycles) typical		10 000 000
Electrical endurance (switching cycles) at AC-15 at 230 V typical		100 000
Operating frequency with 3RT2 contactor maximum	1/h	5 000

Certificates/ approvals:

General Product Approval			EMC	Test Certificates	
 CCC		 UL	 C-TICK	Type Test Certificates/Test Report	Special Test Certificate
Shipping Approval			other		
 DNV	 GL	 LRS	Declaration of Conformity	other	

Further information

Information- and Downloadcenter (Catalogs, Brochures,...)

<http://www.siemens.com/industrial-controls/catalogs>

Industry Mall (Online ordering system)

<http://www.siemens.com/industrymall>

Cax online generator

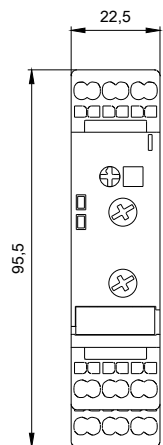
<http://support.automation.siemens.com/WW/CAXorder/default.aspx?lang=en&mlfb=3UG45012AA30>

Service&Support (Manuals, Certificates, Characteristics, FAQs,...)

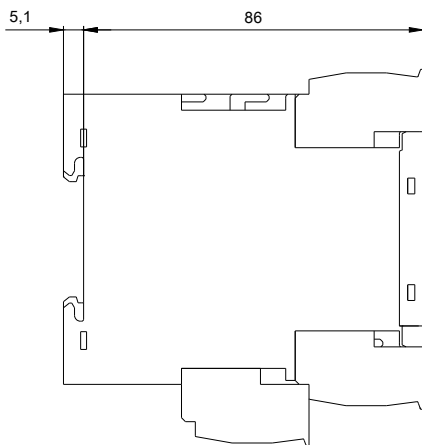
<https://support.industry.siemens.com/cs/ww/en/ps/3UG45012AA30>

Image database (product images, 2D dimension drawings, 3D models, device circuit diagrams, EPLAN macros, ...)

http://www.automation.siemens.com/bilddb/cax_de.aspx?mlfb=3UG45012AA30&lang=en



last modified:



16.03.2015