

MAIN CIRCUIT BREAKER (SHU), 2POLE, E 40, 400V



Figure similar

Model		
product brand name		SENTRON
<b>Design of the product</b>		Main miniature circuit breakers
<b>Design of the locking device</b>		Integrated locking slide, lockable by means of a lock, wire seal and cable ties

General technical data		
<b>Number of poles</b>		2
<b>Number of poles / Note</b>		2P
<b>Tripping characteristic class</b>		E
<b>circuit-breaker / Design</b>		5SP3
<b>Mechanical service life (switching cycles) / typical</b>		20 000
<b>Overvoltage category</b>		IV

Voltage		
Insulation voltage / Rated value	V	690
Surge voltage resistance / Rated value	kV	6

Supply voltage		
Supply voltage frequency / Rated value	Hz	50

Protection class		
<b>Protection class IP</b>		IP40, with connected conductors

Switching capacity		
<b>Switching capacity current</b>		
• Rated value	kA	25
• acc. to EN 60898 / Rated value	kA	25

Dissipation		
<b>Active power loss</b>		
<ul style="list-style-type: none"> <li>• for rated value of the current / with AC / in hot operating state / per pole</li> </ul>	W	6.4
Electricity		
rated current I <sub>n</sub> / IEC, DIN/VDE / at 40 Cel	A	38
Current / with AC / Rated value	A	40
Main circuit		
<b>Operating voltage / Rated value</b>		
<ul style="list-style-type: none"> <li>• minimum</li> </ul>	V	110
<ul style="list-style-type: none"> <li>• maximum</li> </ul>	V	440
Product details		
<b>Product component</b>		
<ul style="list-style-type: none"> <li>• Infeed at box terminal</li> </ul>		Yes
<ul style="list-style-type: none"> <li>• saddle terminals</li> </ul>		Yes
<b>Product property</b>		
<ul style="list-style-type: none"> <li>• Properties for main switches in accordance with EN 60204-1</li> </ul>		Yes
<ul style="list-style-type: none"> <li>• sealable</li> </ul>		Yes
Product function		
Product function / neutral conductor switching		No
Display and operation		
Display version / for switch position indicator		OFF = green, ON = red
Connections		
<b>Connectable conductor cross-section / stranded</b>		
<ul style="list-style-type: none"> <li>• minimum</li> </ul>	mm <sup>2</sup>	2.5
<ul style="list-style-type: none"> <li>• maximum</li> </ul>	mm <sup>2</sup>	50
<b>Connectable conductor cross-section</b>		
<ul style="list-style-type: none"> <li>• of the box terminal <ul style="list-style-type: none"> <li>— solid / minimum</li> <li>— solid / maximum</li> <li>— stranded / minimum</li> <li>— stranded / maximum</li> </ul> </li> <li>• solid <ul style="list-style-type: none"> <li>— minimum</li> <li>— maximum</li> </ul> </li> <li>• finely stranded / with core end processing <ul style="list-style-type: none"> <li>— minimum</li> <li>— maximum</li> </ul> </li> </ul>	mm <sup>2</sup>	2.5
	mm <sup>2</sup>	50
	mm <sup>2</sup>	2.5
	mm <sup>2</sup>	50
	mm <sup>2</sup>	2.5
	mm <sup>2</sup>	50
	mm <sup>2</sup>	2.5
	mm <sup>2</sup>	50
Position / of power supply cord		Any

Mechanical Design		
Height	mm	128
Depth	mm	76.3
Number of width units		3
Mounting type		standard rail
Mounting type / other installation / Note		On standard mounting rail 35 mm acc. to EN 60715

Environmental conditions		
Shock resistance		30 g, at least 3 impacts, impact duration 11 ms
Vibration resistance / acc. to IEC 60068-2-6		2 g, 20 frequency cycles 5 to 150 to 15 Hz
Ambient temperature		
• minimum	°C	-25
• maximum	°C	55
• during storage / minimum	°C	-40
• during storage / maximum	°C	70

General Product Approval	Declaration of Conformity
--------------------------	---------------------------



### Further information

**Information- and Downloadcenter (Catalogs, Brochures,...)**

<http://www.siemens.com/lowvoltage/catalogs>

**Industry Mall (Online ordering system)**

<https://eb.automation.siemens.com/mall/en/WW/Catalog/Product/5SP32403>

**Service&Support (Manuals, Certificates, Characteristics, FAQs,...)**

<http://support.automation.siemens.com/WW/view/en/5SP32403/all>

**Image database (product images, 2D dimension drawings, 3D models, device circuit diagrams, ...)**

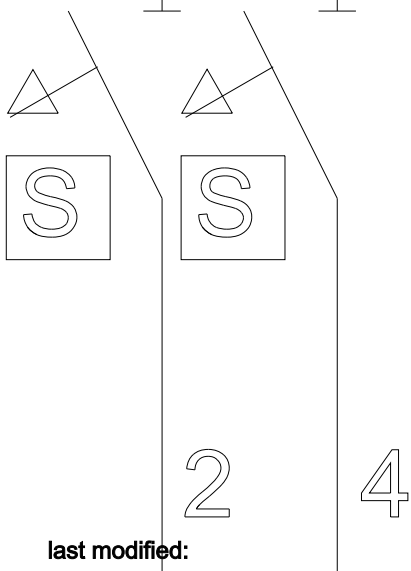

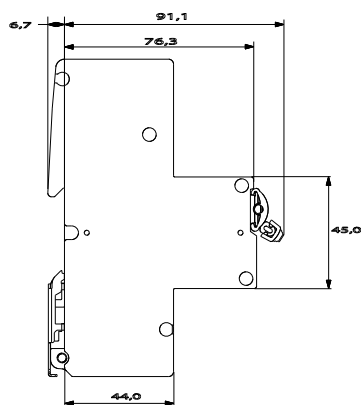
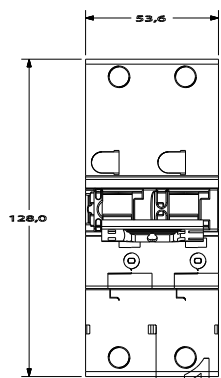
[http://www.automation.siemens.com/bilddb/cax\\_en.aspx?mlfb=5SP32403](http://www.automation.siemens.com/bilddb/cax_en.aspx?mlfb=5SP32403)

**CAX-Online-Generator**

<http://www.siemens.com/cax>

**Tender specifications**

<http://ausschreibungstexte.siemens.com/tiplv>



last modified:

11.03.2015