

FEATURES

- Resistances from 0.001 Ohm to 0.010 Ohms
- Power Rating to 15Watt
- Resistance Tolerances to $\pm 0.5\%$
- TCR to $\pm 30\text{ppm/K}$
- Load Stability to 0.1%
- TO-220 Housing




TABLE 1 – SPECIFICATIONS		
TYPE		FPR 4-T221Q
Resistance Range		0.001 to 0.010 Ohms
Power Rating	Free air 70°C	1.5 W
	With heatsink	15 W
Tolerances		0.5% / 1% / 2% / 5%
Thermal Resistance		4.8 K/W
Stability (1000h)		0.1% / 0.2% / 0.5% (depends on stress)
Temperature Coefficient		$\pm 30\text{ppm/K}$ (20 to 60°C) other specifications upon request
Voltage Proof		300 VDC
Maximum Current		50 A
Thermal EMF		< 0.1 $\mu\text{V/K}$
Operating Temperature Range		-40 to 130°C
Resistor Material		CuNiMn-Foil
Substrate		Anodized aluminium
Housing		PPS
Connector Material		Cu / tinned
Terminals		4
Max. Torque		0.8 Nm
Packaging		Tube (50 pieces per tube)

ORDERING INFORMATION
Part Number - Resistance - Contact - Tolerance
FPR 4-T221Q 0R001 C 0.5%

FIGURE 1 – TEMPERATURE COEFFICIENT

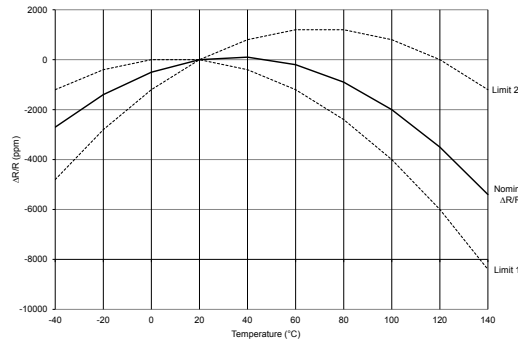
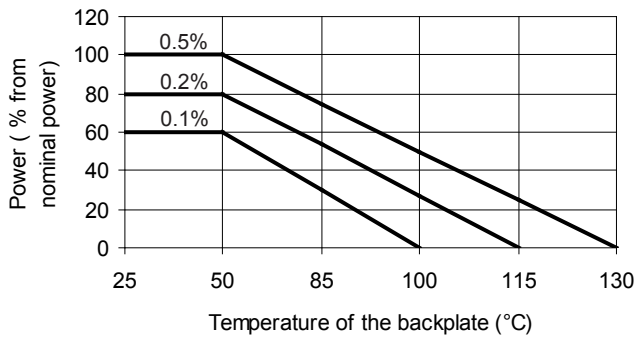


FIGURE 2 – DERATING



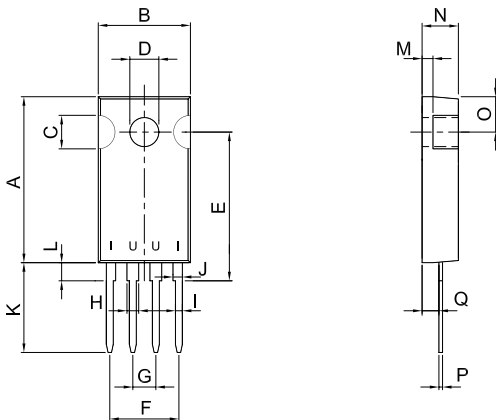
Power Rating Notes -

The FPR Series Resistors must be attached to a suitable heat-sink. The maximum internal resistor temperature is 130°C. To specify an appropriate heatsink use the following formula :

$$R_{\theta H} = \frac{T_{MAX} - (P \times R_{\theta R}) - T_A}{P}$$

Where: $R_{\theta H}$ = Thermal Resistance of Heatsink (K/W)
 $R_{\theta R}$ = Thermal Resistance of Resistor (K/W)
 T_{MAX} = Maximum Temperature of Resistor
 T_A = Ambient Temperature of Heatsink (°C)
 P = Power Through Resistor (W)

FIGURE 3 – DIMENSIONS in mm (inches)



Dimension	Standard contact S	C-contact
A ±0.2 (±0.008)	18.30 (0.72)	
B ±0.2 (±0.008)	10.16 (0.40)	
C ±0.1 (±0.004)	3.70 (0.15)	
D ±0.1 (±0.004)	Ø3.2 (Ø0.126)	
E ±0.2 (±0.008)	16.40 (0.65)	
F ±0.2 (±0.008)	7.62 (0.30)	
G ±0.1 (±0.004)	2.54 (0.10)	
H ±0.1 (±0.004)	1.30 (0.05)	
I ±0.1 (±0.004)	0.76 (0.03)	
J ±0.1 (±0.004)	1.03 (0.04)	
K ±0.2 (±0.008)	10.00 (0.39)	13.80 (0.54)
L ±0.1 (±0.004)	2.00 (0.08)	
M ±0.1 (±0.004)	1.20 (0.05)	
N ±0.1 (±0.004)	4.00 (0.16)	
O ±0.1 (±0.004)	3.90 (0.15)	
P ±0.1 (±0.004)	0.40 (0.02)	
Q ±0.1 (±0.004)	1.85 (0.07)	

Disclaimer

ALL PRODUCTS, PRODUCT SPECIFICATIONS AND DATA ARE SUBJECT TO CHANGE WITHOUT NOTICE.

Vishay Precision Group, Inc., its affiliates, agents, and employees, and all persons acting on its or their behalf (collectively, "Vishay Precision Group"), disclaim any and all liability for any errors, inaccuracies or incompleteness contained herein or in any other disclosure relating to any product.

The product specifications do not expand or otherwise modify Vishay Precision Group's terms and conditions of purchase, including but not limited to, the warranty expressed therein.

Vishay Precision Group makes no warranty, representation or guarantee other than as set forth in the terms and conditions of purchase. **To the maximum extent permitted by applicable law, Vishay Precision Group disclaims (i) any and all liability arising out of the application or use of any product, (ii) any and all liability, including without limitation special, consequential or incidental damages, and (iii) any and all implied warranties, including warranties of fitness for particular purpose, non-infringement and merchantability.**

Information provided in datasheets and/or specifications may vary from actual results in different applications and performance may vary over time. Statements regarding the suitability of products for certain types of applications are based on Vishay Precision Group's knowledge of typical requirements that are often placed on Vishay Precision Group products. It is the customer's responsibility to validate that a particular product with the properties described in the product specification is suitable for use in a particular application.

No license, express, implied, or otherwise, to any intellectual property rights is granted by this document, or by any conduct of Vishay Precision Group.

The products shown herein are not designed for use in life-saving or life-sustaining applications unless otherwise expressly indicated. Customers using or selling Vishay Precision Group products not expressly indicated for use in such applications do so entirely at their own risk and agree to fully indemnify Vishay Precision Group for any damages arising or resulting from such use or sale. Please contact authorized Vishay Precision Group personnel to obtain written terms and conditions regarding products designed for such applications.

Product names and markings noted herein may be trademarks of their respective owners.