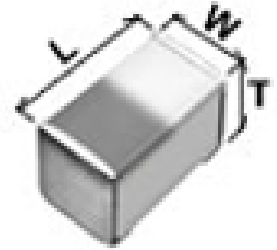


MHQ1005P3N3CT000



<b>Applications</b>	Commercial Grade
<b>Feature</b>	<b>Multilayer</b> Multilayer
	<b>Non-Mag Core</b> Non-Magnetic Core (Dielectric Ceramic)
<b>Series</b>	MHQ-P
<b>Status</b>	Production



Size	
Length(L)	1.00mm +/-0.05mm
Width(W)	0.60mm +/-0.05mm
Thickness(T)	0.50mm +/-0.10mm
Recommended Land Pattern (A)	0.35mm Nom.
Recommended Land Pattern (B)	0.50mm Nom.
Recommended Land Pattern (C)	0.65mm Nom.

Electrical Characteristics	
Inductance	3.3nH +/-0.2nH at 100MHz
Rated Current	900mA
DC Resistance [Nom.]	57.61mΩ
DC Resistance [Max.]	80mΩ
Self Resonant Frequency [Min.]	6GHz
Self Resonant Frequency [Typ.]	8.963GHz
Q [Min.]	23 at 250MHz
Q [Typ.]	27 at 250MHz

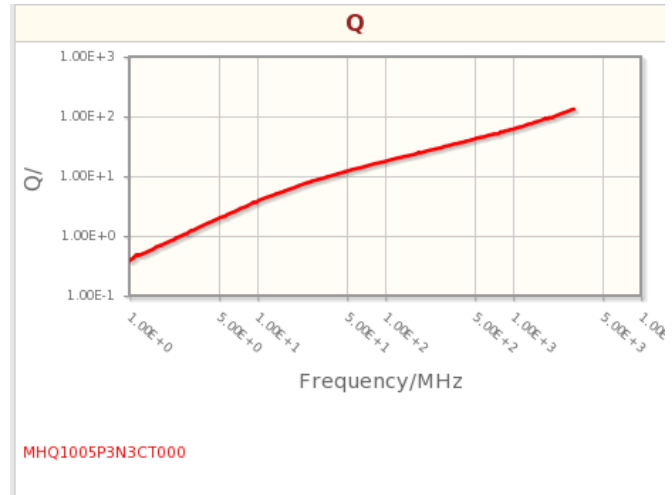
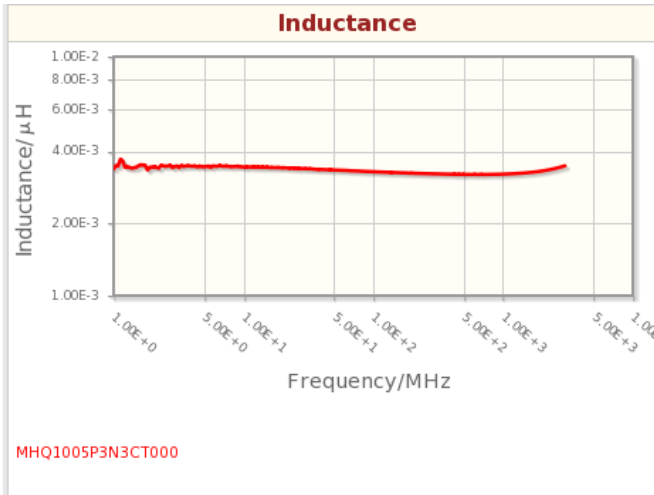
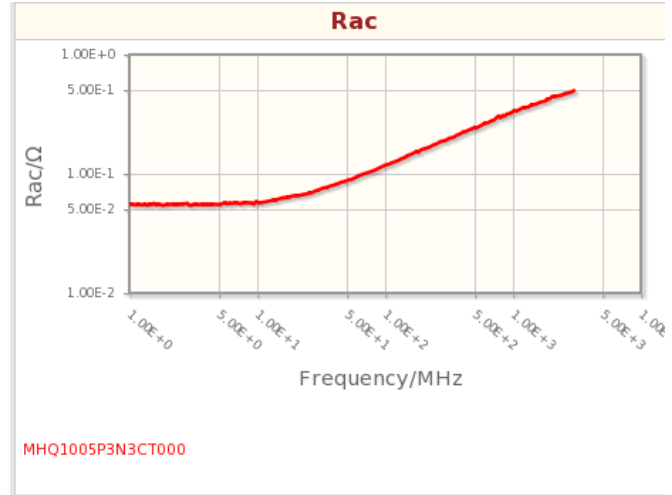
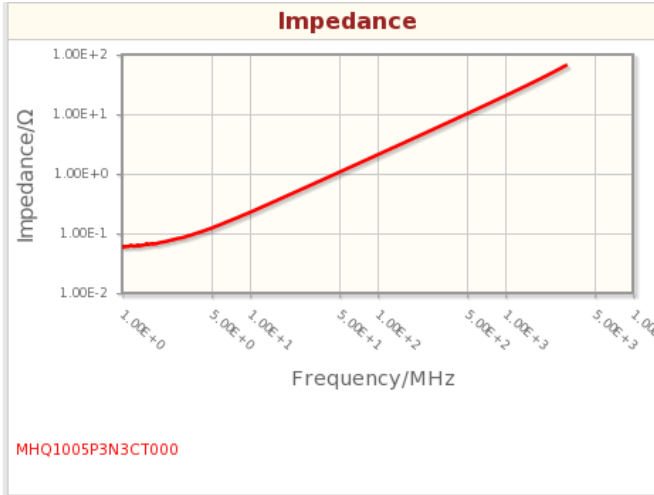
Other	
Operating Temp. Range (Including Self-Temp. Rise)	-55 to 125°C
Soldering Method	Reflow
AEC-Q200	No
Packing	Punched (Paper)Taping [180mm Reel]
Package Quantity	10000pcs
Weight	0.001g

! Images are for reference only and show exemplary products.  
! This PDF document was created based on the data listed on the TDK Corporation website.  
! All specifications are subject to change without notice.

MHQ1005P3N3CT000



Characteristic Graphs(This is reference data, and does not guarantee the products characteristics.)



! Images are for reference only and show exemplary products.  
! This PDF document was created based on the data listed on the TDK Corporation website.  
! All specifications are subject to change without notice.



## Associated Images

