

SPECIFICATION

	LIAN DUNG ELECTRIC WIRE MATERIAL CO., LTD
聯東電線材料股份有限公司	
APPROVED	

台灣台中市豐原區三豐路二段 515-16 號
No.515-16, Sec.2,San Feng Rd. Feng Yuan DIST.,
Taichung City, 420 Taiwan
TEL : 04-25270346 FAX : 886-4-25270348
[http : //www.liandung.com.tw](http://www.liandung.com.tw)
E-mail : liandung@liandung.com.tw

客戶名稱 : (CUSTOMER NAME) PM
客戶料號 : (CUSTOMER PART NO.) OL06822

PLUG : LT-205+501 CORD : SJT 16AWG/3C 105D BK 4m ISSUE : LD-QA-1090759 DATE : AUG-03-2020

核		審		製	廖柏昇
准		核		表	

I、PVC FLEXIBLE CORD

1. SCOPE :

This specification is applied to Flexible Cord in accordance with
UL Standards 62 & 817 and CSA Standards C22.2 No.49-06 & C22.2 No.21-95

2. CONSTRUCTION AND DIMENSION :

2.1 Plug: Catalogue No. LT-205 (UL TYPE) ; UL File No. E 121791

Connector: Catalogue No.LT-501 ; UL File No. E 121791

2.2 : Dimension of Flexible Cord

Conductor	Conductor size	16AWG X 3C
	Construction	26/0.25 (65/0.16) No./mm
Insulation	Min. Thickness	0.69 mm
	Nominal Thickness	0.76 mm
	Color	Black, White, Green
Jacket	Min. Thickness	0.61 mm
	Nominal. Thickness	0.76 mm
	Color	BLACK
Overall Diameter		8.37±0.2 mm

3. SOURCE FOR FLEXIBLE CORD

- RHYTHM
- WU LI
- STANDARD
- I-SHENG

4. FLEXIBLE CORD CHARACTERISTICS :

4-1. Physical Properties :

- (1) Tensile strength of insulation as received :
Unaged : Min. Acceptable value 1500 Psi
After aging : Min. 70% of original
- (2) Elongation of insulation as received :
Unaged : Min. Acceptable value 100%
After aging : Min. 65% of original
- (3) Aging test temperature requires :
 - (a) $100\pm 1^{\circ}\text{C}$ x 168h for 60 °C PVC Compound
 - (b) $136\pm 1^{\circ}\text{C}$ x 168h for 105 °C PVC Compound

4-2. Heat Shock Test :

There shall be no crack on the surface of specimen after the specimen was wound to mandrell and subjected to the temperature at $121\pm 1^{\circ}\text{C}$ x 1h mandrell diameter 3.0mm.

4-3. Deformation Test :

Thickness of the specimen shall not decrease more than 50% of original value when the specimen submits to the temperature of $121\pm 1^{\circ}\text{C}$ x 1h under 400g weight load.

4-4. Low Temperature Test :

The specimen shall not show any cracks on the surface of the specimen at $-20\pm 2^{\circ}\text{C}$ x 4h.

4-5. Flame Test :

A vertical specimen shall not be flamed longer than 60s follow any of five 15 s applications of the test flame. The period between applications being (1) 15 s if the specimen ceases within 15 s or (2) the duration of the specimen flaming if the specimen flame persists longer than 15 s. The specimen shall not ignite combustible materials in its vicinity or damage more than 25% of the indicator flag during, between or after the five applications of the test flame.

4-6. Mechanical Strength Test :

The mechanical strength of the specimen shall result in no circuit or grounding conductor breaking when a force 150 lbf is applied along the longitudinal axis of the finished cord for 1 min ◦

II 、 CHARACTERISTICS OF POWER SUPPLY CORD

1. Conductor Secureness

The connection between blade terminal and conductor shall not break under a pull force of 201b (9.1kgf) for 1min.

2. Security of Blades

A 201b weight (9.1kgf) is applied for 2minutes at each blade in succession. The residual displacement shall not exceed 2.4mm after removal of weight.

3. Strain Relief

The assembly of a cord to a fitting shall be capable of withstanding a straight pull of 30 lbf (13.64kgf) applied between the fitting and cord for 1minute.

4. Security of Insulation

The insulation on each conductor of the cord is to be slitted parallel to the conductors for approx.25mm from its entry into the fitting and all strands of the conductor are to be severed at the slit portion. While the fitting is securely held, a pull of 15 lbf is to be applied for a period of 2 minutes at the free end of the cord. No detachment of the insulation from the holding means, or baring of the conductor at the entry of the fitting shall occur.

5. Electrical Continuity

No open or short circuit shall occur.

6. Dielectric Voltage-Withstand

Each cord shall be capable of withstanding without breakdown for a period of 1 minute, the application of a 60-Hz potential of 1250V between conductors.

7. Insulation Resistance

It shall not be less than 100megaohms with DC500V at 20°C .

8. Impact Resistance

When subjected to the impact test specified in UL 817,each molded-on fitting shall not crack or break to the extent that it becomes unfit for use, of live parts become exposed to unintentional contact.

9. Flame Retardant Properties

It shall comply to UL standards (VW-1) .

10. Blade Pull Test at Elevated Temperature

The plug shall be capable of withstanding a 10 lbf pull without displacing either blade from its original position in the molded body by more than 1.6mm.

11. Flexing Test

The assembly shall be capable of withstanding a minimum of 2500 cycles when subjected to the Flexing Test specified in UL 817.

12. Abrupt Pull Test

A. Cords with a Grounding Conductor-

After 25 impacts in accordance with UL 817, the grounding conductor shall not break before any of the live conductors or discontinued when carrying a current of 40A, at 6V to 12V, for 2 minutes.

B. Cords with Two conductors-

After 5 impacts in accordance with UL 817, opening of any conductors is not allowed.

13. Jacket Retention Test

There shall not be any fillers, separators, insulation, or bare conductors visible at the point where the cord enters the fitting when the above test is conducted in accordance to UL 817.

14. Contact resistance for Connector

Insert connector into standard receptacle and measure contact resistance by the voltage drop method. The result shall not be more than 20m Ohm.

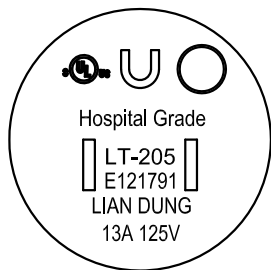
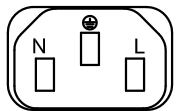

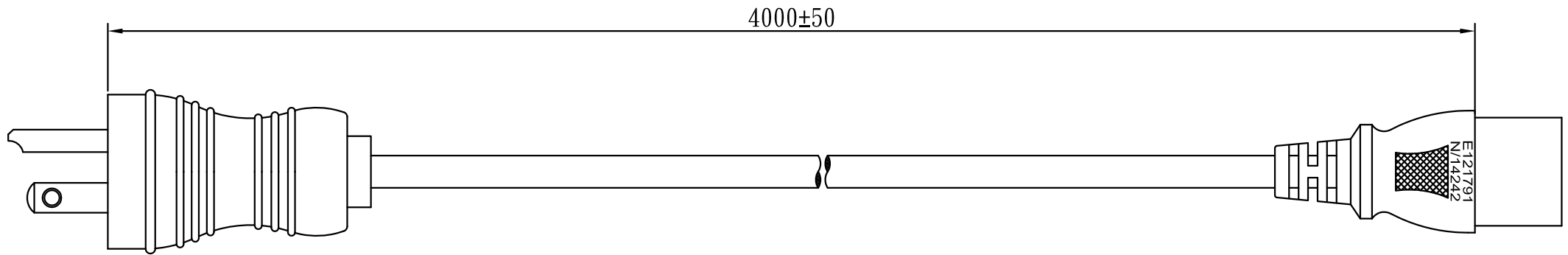
15. Fitting of Connector

I. Insertion and withdrawal force with standard gauge shall be between 10-50N.

II. Holding force on standard gauge or receptacle shall not be less than 10N.

16. Moisture Resistance

Specimens are stored at a temperature of $40 \pm 2^\circ\text{C}$ and humidity range of 90 to 95% for 48 hrs. Then condensed water on specimens shall be removed and specimens shall be stored at standard atmospheric conditions for 30 mins before making measurement. These specimens shall satisfy Insulation Resistance Test and Dielectric strength test.



NOTE :

1. PLUG : LT-205 AMERICAN TYPE
2. CONNECTOR : LT-501 IEC-320 C13
3. CORD : SJT 3X16AWG 105D BK 4m
4. APPROVALS : UL, C-UL
5. CUSTOMER : PM
6. Supplier for flexible cord : RYHTHM, I-SHENG, STANDARD, WU LI
7. P/N : OL06822

※Customer map number : NA

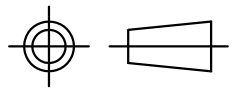
修改履歷

6		
5		
4		
3		
2		
1	新增	20/07/31
REV.	DESCRIPTION	DATE

DRAWER	廖柏昇	DATE	20/07/31	TITLE	LT-205+501
APPROVE		REV.	1	Dr.No.	1090759
		TOL.			±5mm
		ALL DIMENSIONS IN mm			

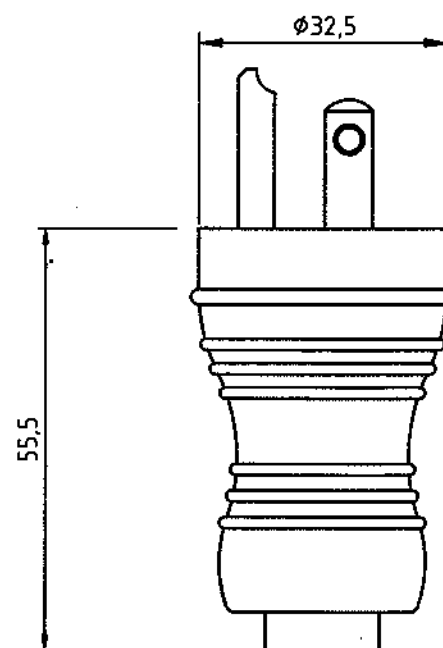
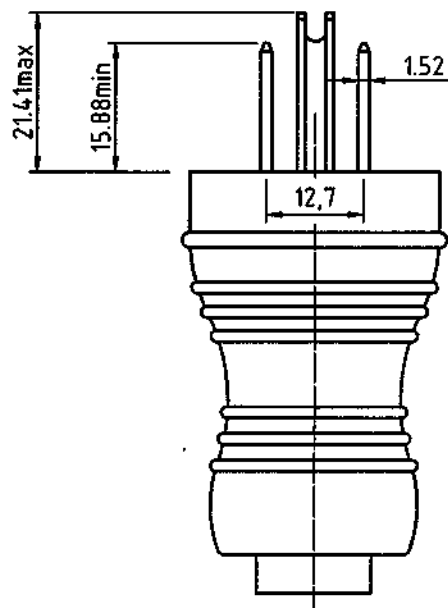
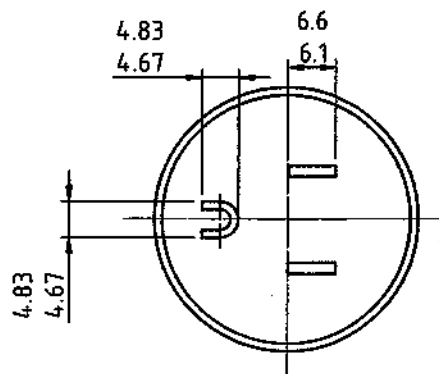
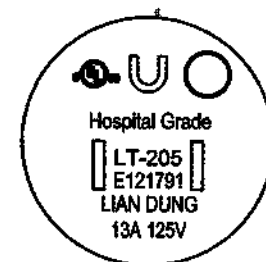



LIAN DUNG
ELECTRIC WIRE MATERIAL CO.,LTD.
 聯東電線材料股份有限公司



比例

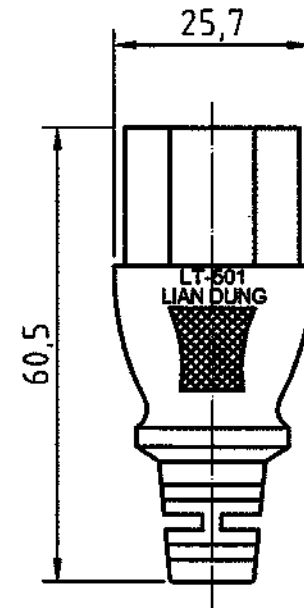
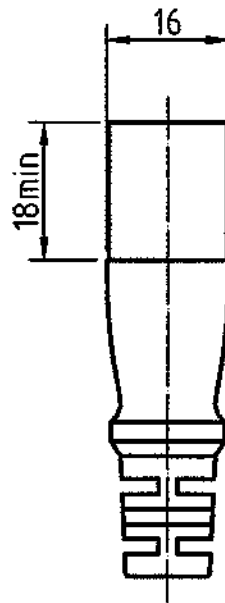
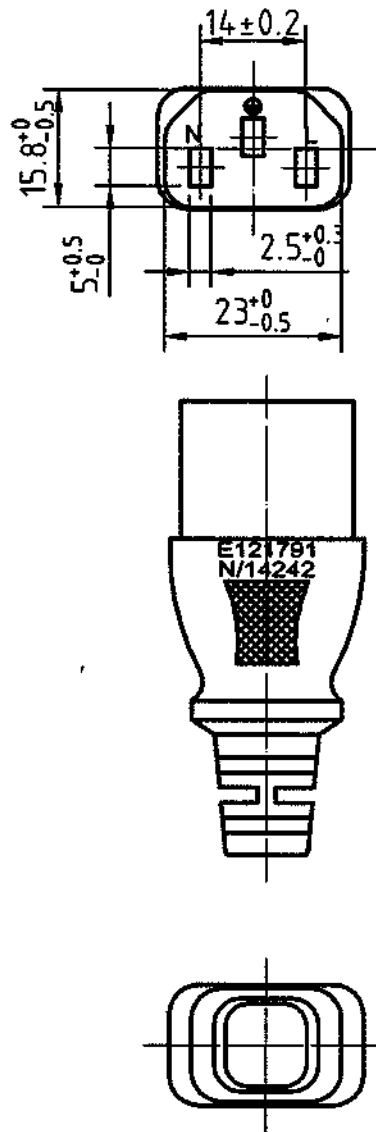
插頭字版:



PART	DESCRIPTION	DATE	DRAWER	王俊堯	DATE	17/04/27	TITLE	LT-205-UL(雙頭)
1.			APPROVE	林明宗	REV.	1	Dr.No.	C205002
2.					比例	1:1	TOL.	±0.8mm
3.							ALL DIMENSIONS IN mm	



LIAN DUNG
ELECTRIC WIRE MATERIAL CO.,LTD.
聯東電線材料股份有限公司



PART	DESCRIPTION	DATE	DRAWER	葉惠菁	DATE	02/06/06	TITLE	LT-501-UL-圓線
1.			APPROVE		REV.	2	Dr.No.	C501003
2.					比例	1:1	TOL.	±1.2mm
3.							ALL DIMENSIONS IN mm	



LIAN DUNG
ELECTRIC WIRE MATERIAL CO.,LTD.
聯東電線材料股份有限公司



ELBZ.E121791
Cord Sets and Power-supply Cords

[Page Bottom](#)

Cord Sets and Power-supply Cords

[See General Information for Cord Sets and Power-supply Cords](#)

LIAN DUNG ELECTRIC WIRE MATERIAL CO LTD

E121791

957-16 SAN FENG RD
FENG YUAN DISTRICT
TAICHUNG, 420 TAIWAN



Trademark and/or Tradename:

[Last Updated](#) on 2001-04-19

[Questions?](#)

[Print this page](#)

[Terms of Use](#)

[Page Top](#)

◆ 2016 UL LLC

The appearance of a company's name or product in this database does not in itself assure that products so identified have been manufactured under UL's Follow-Up Service. Only those products bearing the UL Mark should be considered to be Certified and covered under UL's Follow-Up Service. Always look for the Mark on the product.

UL permits the reproduction of the material contained in the Online Certification Directory subject to the following conditions: 1. The Guide Information, Assemblies, Constructions, Designs, Systems, and/or Certifications (files) must be presented in their entirety and in a non-misleading manner, without any manipulation of the data (or drawings). 2. The statement "Reprinted from the Online Certifications Directory with permission from UL" must appear adjacent to the extracted material. In addition, the reprinted material must include a copyright notice in the following format: "© 2016 UL LLC".

INDEX

ATTACHMENT PLUGS:

STANDARD CONFIGURATION

Cat. No.	AWG	Amperes	Volts	Section	Figure
LT-201, LT-201D (NEMA 1-15P)	18	10	125	1	3, 7
	17	10	125	1	3, 7
	16	13	125	1	3, 7
	14	15	125	1	3, 7
LT-202A, LT-202B, LT-202D, (NEMA 5-15P)	18	10	125	1	9
	16	13	125	1	9
	16 (HPN)	15	125	1	9
	14	15	125	1	9
LT-202, LT-202C (NEMA 5-15P)	18	10	125	1	2
	17	10	125	1	2
	16	13	125	1	2
	16 (HPN, HSJ Series)	15	125	1	2
	15	15	125	1	2
LT-205, PPC-019 (NEMA 5-15P)	18	10	125	7	NA
	16	13	125	7	NA
	14	15	125	7	NA
LT-212 (NEMA 5-15P)	18	10	125	1	5A
	16	13	125	1	5A
	16 (HPN)	15	125	1	5A
	14	15	125	1	5A
LT-223 (NEMA 1-15P)	18	10	125	1	NA
	16	13	125	1	NA
LT-251 (NEMA 5-15P)	18	10	125	1	NA
	16	13	125	1	NA
	14	15	125	1	NA
	12	15	125	1	NA
LT-252, LT-252A, LT-252B (NEMA 5-20P)	18	10	125	1	5, 6
	16	13	125	1	5, 6
	16 (HPN)	15	125	1	5, 6
	14	18	125	1	5, 6
	12	20	125	1	5, 6
LT-261, LT-261A, LT-261B, LT-912 (NEMA 6-15P)	18	10	250	1	NA
	16	13	250	1	NA
	14	15	250	1	NA
	12	15	250	1	NA
LT-262, LT-262A, LT-262B (NEMA 6-20P)	18	10	250	1	NA
	16	13	250	1	NA
	14	18	250	1	NA
	12	20	250	1	NA
LT-301, LT-301C (NEMA 1-15P)	20	2	125	1	1
	18	10	125	1	1
	17 (HPN)	10	125	1	1
	16	13	125	1	1
*					

INDEX (CONTINUED)

CORD CONNECTORS:

NONSTANDARD CONFIGURATION

Cat. No.	Cord AWG	Amperes	Volts	Section	Figure
LT-501B (IEC-320 C13)	18	10	125/250	2	NA
	16	13	125/250	2	NA
	14	15	125/250	2	NA
LT-501, LT-543K (IEC-320 C13)	18	10	125/250	2	1
	17	10	125/250	2	1
	16	13	125/250	2	1
	16 (HPN)	15	125/250	2	1
	15	13	125/250	2	1
	14	15	125/250	2	1
LT-503 (IEC-320 C7), LT-503B (IEC-320 C7)	18	7	125	2	2
	18	2.5	250	2	2
LT-511, LT-511S, LT-511A (IEC-320 C13)	18	10	125 or 250	2	3
	17	10	125 or 250	2	3
	16	13	125 or 250	2	3
	15	13	125 or 250	2	3
	14	15	125 or 250	2	3
LT-531 (IEC-320 C1)	18	10	125	2	4
LT-535, LT-913 (IEC-320 C5)	18	7	125	2	5
		2.5	250		
LT-549 (IEC-320 C19)	18	10	125/250	2	6
	16	13	125/250	2	6
	14	15	125/250	2	6
	12	20	125/250	2	6
LT-G051	18	7	125	5	--
PPC-005-1, LT-906 (IEC-320 C13)	18	10	125/250	2	9
	16	13	125/250	2	9
	14	15	125/250	2	9
LT-547 (IEC C17)	18	10	125 or 250	2	14
	16	13	125 or 250	2	14
	14	15	125 or 250	2	14
LT-543B, LT-543C, LT-543D, LT- 543E, LT-543F (IEC 320 C13)	18	10	125 or 250	2	15, 16
	17	10	125 or 250	2	15, 16
	16	13	125 or 250	2	15, 16
	15	13	125 or 250	2	15, 16
	14	15	125 or 250	2	15, 16

DESCRIPTION

PRODUCT COVERED:

USU - Unlisted Component - Cord Connector, Cat. Nos. LT-221, LT-501, LT-501B, LT-502, LT-503, LT-503B, LT-511, LT-511A (left and right angled), LT-511S, LT-531, LT-535, LT-549, LT-601, LT-906, LT-913, PPC-005-1, LT-547, LT-543B, LT-543C, LT-543D, LT-543E, LT-543K, LT-545, LT-549R, LT-549L, LT-915, LT-543F, **LT-551**.

CNU - Unlisted Component - Cord Connector, Cat. Nos. LT-221, LT-501, LT-501B, LT-502, LT-503, LT-503B, LT-511, LT-511A (left and right angled), LT-511S, LT-531, LT-535, LT-549, LT-601, LT-906, LT-913, PPC-005-1, LT-547, LT-543B, LT-543C, LT-543D, LT-543E, LT-543K, LT-545, LT-549R, LT-549L, LT-915, LT-543F, **LT-551**.

ELECTRICAL RATING:

Cat. No.	AWG	Current, A	V
LT-221	16, 14, 12	13, 15, 15	125
LT-501, LT-543K	18, 17, 16, 15, 14	10, 10, 13, 13, 15	125 or 250
LT-501	16 (HPN)	15	125 or 250
LT-501B	18, 16, 14	10, 13, 15	125/250
LT-502	18, 16, 14	10, 13, 15	125
*LT-503, LT-503B	18	7 2.5	125 250
LT-511, LT-511A	18, 17, 16, 15, 14	10, 10, 13, 13, 15	125 or 250
LT-511S	18, 17, 16, 15, 14	10, 10, 13, 13, 15	125 or 250
LT-531	18	10	125
LT-535, LT-913	18	7 2.5	125 250
LT-549	18, 16, 14, 12	10, 13, 15, 20	125/250
LT-601	18, 16, 14	10, 13, 15	125
LT-906, PPC-005-1	18, 16, 14	10, 13, 15	125/250
LT-547	18, 16, 14	10, 13, 15	125 or 250
LT-543B, LT-543C, LT-543D, LT-543E, LT-543F	18, 17, 16, 15, 14	10, 10, 13, 13, 15	125 or 250
LT-545	18, 16, 16 (HPN), 14	10, 13, 15, 15	125 or 250
LT-549R, LT-549L	18, 16, 14, 12	10, 13, 15, 20	125 or 250
LT-915	18, 16, 14, 12	10, 13, 15, 20	125 or 250

DESCRIPTION

PRODUCT COVERED:

USR, CNR - Unlisted Component - Hospital Grade Attachment Plug Cap,
Cat. Nos. LT-205, PPC-019, LT-225.

ELECTRICAL RATING:

Cat. No.	Cord AWG	Current, Amperes	Volts
*LT-205, PPC-019	18	10	125
	16	13	125
*	14	15	125
LT-225	18	10	125
	16	13	125
	14	15	125

TECHNICAL CONSIDERATIONS (NOT FOR UL REPRESENTATIVE USE):

For use only in Applicant's cord sets and power supply cords where the acceptability is determined by Underwriters Laboratories Inc. USR indicates investigation to United States Standard UL 817, Fourteenth Edition. CNR indicates investigation to Canadian National Standards C22.2 No. 21-M95.

CONDITIONS OF ACCEPTABILITY:

1. These devices have been evaluated when molded-on the specific conductor size specified in this Procedure.
2. Use with any other size cord may require additional evaluation.
3. These fittings should be used only within their electrical rating.

CAT. NO. LT-205, PPC-019

General - The general design, shape and arrangement shall be as illustrated except where variations are specifically described. Cat. Nos. LT-205 & PPC-019 are identical except for model designation.

1. Blades - Recognized Component (AXNU2), Manufactured by GEM Terminal Ind Co Ltd, Cat. No. 98693 suitable for use with the conductors types and size, insulation class and curing method as specified in the installation instructions provided with the blade. Blade is secured to conductors using the tools, method and recommended crimp height as specified in the blade installation instruction sheet for the blade employed. Blade is secured and soldered to conductors.
2. Body - Molded of Recognized Component - Plastic (QMFZ2), thickness of molding material covers live parts. Overall length including cord entry. See ILL. 1 for details.

Alternate Body - Same as above except type designation AH-85J manufactured by Rhythm Wire Industrial Co Ltd (E134674).

Alternate Body - Same as above except type designation KJ-94V0 manufactured by Kaiy Jerng Enterprise Co Ltd (E198957).

Alternate - Molded on PVC, R/C (QMFZ2/8), Cat. No. Flex 60G, manufactured by PURE FRIEND BUSINESS ENTERPRISE CORP.

Alternate - Molded on PVC, R/C (QMFZ2/8), Cat. No. ZY940(a), manufactured by ZHENG YU ELECTRIC APPLIANCE FITTINGS (KUNSHAN)Co. Ltd.

3. Face - See ILL. 1 for overall dimensions.
4. Cord Entry - See ILL. 1 for overall dimensions.
- *5. **Cord - Flexible cord, Listed (ZJCZ/7). See the following table for application details.**

<u>Cord Size (AWG)</u>	<u>Cord Type</u>	<u>USL</u>	<u>CNL</u>
18/3	SJT, SJTW, SJTO, SJTOW, SJTOO, SJTOOW, SJ, SJO, SJOW, SJOO, SJOOW	YES	YES
16/3	SJT, SJTW, SJTO, SJTOW, SJTOO, SJTOOW, SJ, SJO, SJOW, SJOO, SJOOW	YES	YES
14/3	SJT, SJTW, SJTO, SJTOW, SJTOO, SJTOOW, SJ, SJO, SJOW, SJOO, SJOOW	YES	YES

*

6. Marking - Listee's name or trademark molded on body. Plugs shall be marked with the phrase "Hospital Grade" and with a green dot. One or both markings may appear on the face of the fitting. The phrase "Hospital Grade" is also acceptable on other external surfaces of the plug. The green dot shall be as described in UL 817. For additional marking requirements, see Section General.
7. Grounding Pin - U-shaped of copper alloy, plating optional. Manufactured by GEM Terminal Ind Co Ltd, Cat. No. 98478. See ILL. 2 for dimensions.

Alternate Grounding Pin - Same as above except Cat. No. 98478ABL-1. See ILL. 5 for dimensional details.
8. Grounding Pin Electrical Connections - See ILL. 2 for dimensions. Grounding Pin is secured to conductors using the tools, method and recommended crimp height as specified in the Grounding Pin installation instruction sheet for the Grounding Pin employed. Grounding Pin is secured and soldered to conductor.
9. Strain Relief Ring - Copper alloy, plating optional. See ILL. 3 for dimensions. The ring is secured on the cord using the mold with dimensions as shown in ILL. 4.

CAT. NO. LT-501 - FIG. 1 (R88-2778)

1. Cord - Flexible cord, Listed (ZJCZ/7). See the following table for application details.

Cord Size (AWG)	Cord Type	USL	CNL
18/3	SPT-2, SVT, SVT shielded, SVTO, SVTOO, SJ, SJO, SJOW, SJOO, SJOOW, SJT, SJT shielded, SJTW, SJTO, SJTOW, SJTOO, SJTOOW, HPN	Yes	Yes
	SVE, SVEO, SVEOO, SJE, SJEW, SJEO, SJEOW, SJEOO, SJEOOW	Yes	No
	SVT(TPE), SVTO(TPE), SVTOO(TPE), SJT(TPE), SJTW(TPE), SJTO(TPE), SJTOW(TPE), SJTOO(TPE), SJTOOW(TPE)	No	Yes
17/3	SVT, SVT shielded, SVTO, SVTOO, SJT, SJT shielded, SJTW, SJTO, SJTOW, SJTOO, SJTOOW, SJ, SJO, SJOW, SJOO, SJOOW, HPN	Yes	Yes
	SVE, SVEO, SVEOO, SJE, SJEW, SJEO, SJEOW, SJEOO, SJEOOW	Yes	No
	SVT(TPE), SVTO(TPE), SVTOO(TPE), SJT(TPE), SJTW(TPE), SJTO(TPE), SJTOW(TPE), SJTOO(TPE), SJTOOW(TPE)	No	Yes
16/3	SPT-2, SVT, SVTO, SVTOO, SJ, SJO, SJOW, SJOO, SJOOW, SJT, SJTW, SJTO, SJTOW, SJTOO, SJTOOW, HPN	Yes	Yes
	SVE, SVEO, SVEOO, SJE, SJEW, SJEO, SJEOW, SJEOO, SJEOOW	Yes	No
	SVT(TPE), SVTO(TPE), SVTOO(TPE), SJT(TPE), SJTW(TPE), SJTO(TPE), SJTOW(TPE), SJTOO(TPE), SJTOOW(TPE)	No	Yes
15/3	SJT, SJTW, SJTO, SJTOW, SJTOO, SJTOOW, SJ, SJO, SJOW, SJOO, SJOOW	Yes	Yes
	SJE, SJEW, SJEO, SJEOW, SJEOO, SJEOOW	Yes	No
	SJT(TPE), SJTW(TPE), SJTO(TPE), SJTOW(TPE), SJTOO(TPE), SJTOOW(TPE)	No	Yes
14/3	SJ, SJO, SJOW, SJOO, SJOOW, SJT, SJTW, SJTO, SJTOW, SJTOO, SJTOOW	Yes	Yes
	SJE, SJEW, SJEO, SJEOW, SJEOO, SJEOOW	Yes	No
	SJT(TPE), SJTW(TPE), SJTO(TPE), SJTOW(TPE), SJTOO(TPE), SJTOOW(TPE)	No	Yes

2. Cord Exit - Shaped as shown, 16.5 mm long. See Ill. 1 for dimensions.

*

3. Body - Molded polyvinyl chloride R/C plastic (QMFZ2) material designation AH-85J manufactured by Rhythm Wire industrial Co., Ltd., or Type CS-#-*-*X, manufactured by Wofoo (Ningbo) Plastic Industrial Co., Ltd. (E203442), min. 2.4 mm over live parts, 41.5 mm from face to end of rear ledge, overall length, including cord exit, 60.0 mm, insert length (smooth plastic), 18.0 mm. See Ill. 1 for dimensions.

Alternate - Molded on PVC, R/C (QMFZ2/8), Cat. No. Flex 60G, manufactured by PURE FRIEND BUSINESS ENTERPRISE CORP.

Alternate - Molded on PVC, R/C (QMFZ2/8), Cat. No. ZY940(a), manufactured by ZHENG YU ELECTRIC APPLIANCE FITTINGS (KUNSHAN)Co. Ltd.

Alternate - Same as above except for molded PVC, R/C (QMFZ2), Cat. No. MJ-00168, manufactured by SUZHOU MEGA PLASTICS CO LTD.

Alternate - Molded on TPE, R/C (QMFZ2/8), Cat. No. Z57595(+), manufactured by NINGBO QINGHU ELASTOMER SCIENCE TECHNOLOGY CO LTD.

Inner Body - (Not Shown) **Molded** of fire retardant glass fiber reinforced PBT, material designation D202G30 manufactured by New Shiang Shin Enterprise Co., Ltd. Refer to Ill. 2 for dimensional details.

Alternate - Same as above except for molded PBT, R/C (QMFZ2/8), Cat. No. B0620FN, manufactured by GINAR TECHNOLOGY CO LTD.

Alternate Inner Body - Molded PA66, R/C (QMFZ2), Cat. No. 6410G(d), manufactured by NAN YA PLASTICS (HUI ZHOU) CORP LTD. See ILL. 27 for dimensional details.
4. Line/Ground Contacts - Cat. No. 98745 manufactured by GEM, copper alloy, 0.5 mm thick, plating optional, overall length 19.5 mm, rectangular-shaped, effective contact area 4.0 by 2.0 by 11.0 mm long. See Ill. 3 for dimensional details.

Line/Ground Contact Electrical Connection - Tabs, 3.8 mm long, crimped to conductor, minimum crimp length 3 mm.

Alternate Line/Ground Contacts - Same as above except (Cat. No. 98741 manufactured by GEM), copper alloy, 0.4 mm thick, plating optional. See ILL. 17 for dimensional details.

Alternate Line/Ground Contact Electrical Connection - Same as above except as shown in ILL. 17.

Alternate Line/Ground Contacts - Copper alloy, plating optional, crimped to conductor with crimp length 4.0 mm, see ILL. 28 for dimensional details.
5. Marking - See Sec. Gen. Alternating current circuit marking and electrical ratings are provided.



**ZJCZ.E88231
Flexible Cord**

[Page Bottom](#)

Flexible Cord

[See General Information for Flexible Cord](#)

RHYTHM WIRE INDUSTRIAL CO LTD

E88231

147 Yin-Lin Rd
Jen-Te District
Tainan, 71752 TAIWAN

Decorative cord, Type(s) XTW

Jacketed cord, Type(s) SJT, SJTO, SJTOO, SJTOOW, SJTOW, SJTW, ST, STO, STOW, STW, SVT

Parallel cord, Type(s) NISPT-1, NISPT-2, SPT-1, SPT-2, SPT-3

[Last Updated](#) on 2017-04-27

[Questions?](#)

[Print this page](#)

[Terms of Use](#)

[Page Top](#)

© 2018 UL LLC

The appearance of a company's name or product in this database does not in itself assure that products so identified have been manufactured under UL's Follow-Up Service. Only those products bearing the UL Mark should be considered to be Certified and covered under UL's Follow-Up Service. Always look for the Mark on the product.

UL permits the reproduction of the material contained in the Online Certification Directory subject to the following conditions: 1. The Guide Information, Assemblies, Constructions, Designs, Systems, and/or Certifications (files) must be presented in their entirety and in a non-misleading manner, without any manipulation of the data (or drawings). 2. The statement "Reprinted from the Online Certifications Directory with permission from UL" must appear adjacent to the extracted material. In addition, the reprinted material must include a copyright notice in the following format: "© 2018 UL LLC".



ZJCZ.E56304 Flexible Cord

[Page Bottom](#)

Flexible Cord

[See General Information for Flexible Cord](#)

STANDARD ELECTRIC WIRE & CABLE CO LTD

E56304

NO. 16 KUO-CHI ROAD

HSIN-SHIH HSIANG, TAINAN COUNTY 744 TAIWAN

Clock cord, Type(s) Clock

Decorative cord, Type(s) CXTW, SPT-1W, SPT-2W, XTW

Dryer and range cord, Type(s) SRDT

Heater cord, Type(s) HPN, HPN-R, HSJ, HSJO, HSJOO

Jacketed cord, Type(s) S, SJ, SJO, SJOO, SJOOW, SJOW, SJT, SJTO, SJTOO, SJTOOW, SJTOW, SJTW, SO, SOO, SOOW, SOW, ST, STO, STOO, STOOOW, STOW, STW, SV, SVO, SVOO, SVT, SVTO, SVTOO

Parallel cord, Type(s) NISPT-1, NISPT-2, SPT-1, SPT-2, SPT-2-R, SPT-3

Tinsel cord, Type(s) TPT, TST

Trademark and/or Tradename: "E56304"

[Last Updated](#) on 2017-12-28

[Questions?](#)

[Print this page](#)

[Terms of Use](#)

[Page Top](#)

© 2018 UL LLC

The appearance of a company's name or product in this database does not in itself assure that products so identified have been manufactured under UL's Follow-Up Service. Only those products bearing the UL Mark should be considered to be Certified and covered under UL's Follow-Up Service. Always look for the Mark on the product.

UL permits the reproduction of the material contained in the Online Certification Directory subject to the following conditions: 1. The Guide Information, Assemblies, Constructions, Designs, Systems, and/or Certifications (files) must be presented in their entirety and in a non-misleading manner, without any manipulation of the data (or drawings). 2. The statement "Reprinted from the Online Certifications Directory with permission from UL" must appear adjacent to the extracted material. In addition, the reprinted material must include a copyright notice in the following format: "© 2018 UL LLC".



ZJCZ.E94163
Flexible Cord

[Page Bottom](#)

Flexible Cord

[See General Information for Flexible Cord](#)

WU LI ELECTRIC WIRE & CABLE CO LTD

E94163

60 CHUNG-HWA RD, SEC 5
HSINCHU, 300 TAIWAN

Decorative cord, Type(s) CXTW, SPT-1W, SPT-2W, XTW

Jacketed cord, Type(s) SJT, SJT-R, SJTW, ST, STW, SVT, SVT-R

Parallel cord, Type(s) NISPT-1, NISPT-2, SPT-1, SPT-1-R, SPT-2, SPT-2-R, SPT-3



Trademark and/or Tradename: "E94163" , "LIAN DUNG" ,

[Last Updated](#) on 2013-06-13

[Questions?](#)

[Print this page](#)

[Terms of Use](#)

[Page Top](#)

© 2018 UL LLC

The appearance of a company's name or product in this database does not in itself assure that products so identified have been manufactured under UL's Follow-Up Service. Only those products bearing the UL Mark should be considered to be Certified and covered under UL's Follow-Up Service. Always look for the Mark on the product.

UL permits the reproduction of the material contained in the Online Certification Directory subject to the following conditions: 1. The Guide Information, Assemblies, Constructions, Designs, Systems, and/or Certifications (files) must be presented in their entirety and in a non-misleading manner, without any manipulation of the data (or drawings). 2. The statement "Reprinted from the Online Certifications Directory with permission from UL" must appear adjacent to the extracted material. In addition, the reprinted material must include a copyright notice in the following format: "© 2018 UL LLC".



ZJCZ.E88265
Flexible Cord

[Page Bottom](#)

Flexible Cord

[See General Information for Flexible Cord](#)

I SHENG ELECTRIC WIRE & CABLE CO LTD

E88265

52 TIN HWU RD
TA GANN VILLAGE
GWAI SAN HSIAN, TAOYUAN HSIEN 333 TAIWAN

Clock cord, Type(s) Clock

Decorative cord, Type(s) CXTW, SPT-1W, SPT-2W, XTW

Dryer and range cord, Type(s) SRDT

Heater cord, Type(s) HPN

Jacketed cord, Type(s) S, SJ, SJO, SJOO, SJOOW, SJOW, SJT, SJT-R, SJTO, SJTW, SO, SOO, SOOW, SOW, ST, STO, STOW, STW, SV, SVO, SVOO, SVT, SVT-R

Parallel cord, Type(s) NISPT-1, NISPT-2, SPT-1, SPT-2, SPT-2-R, SPT-3

Trademark and/or Tradename: "CERROWIRE"

[Last Updated](#) on 2013-09-26

[Questions?](#)

[Print this page](#)

[Terms of Use](#)

[Page Top](#)

© 2018 UL LLC

The appearance of a company's name or product in this database does not in itself assure that products so identified have been manufactured under UL's Follow-Up Service. Only those products bearing the UL Mark should be considered to be Certified and covered under UL's Follow-Up Service. Always look for the Mark on the product.

UL permits the reproduction of the material contained in the Online Certification Directory subject to the following conditions: 1. The Guide Information, Assemblies, Constructions, Designs, Systems, and/or Certifications (files) must be presented in their entirety and in a non-misleading manner, without any manipulation of the data (or drawings). 2. The statement "Reprinted from the Online Certifications Directory with permission from UL" must appear adjacent to the extracted material. In addition, the reprinted material must include a copyright notice in the following format: "© 2018 UL LLC".