



Neutral terminal

Part no. S4PR9100
Catalog No. 191858

Delivery program

Product range		Accessories UL98
Part group reference		R9
Basic function		Neutral terminals
For use with		R9

Design verification as per IEC/EN 61439

Technical data for design verification			
Rated operational current for specified heat dissipation	I_n	A	100
Heat dissipation per pole, current-dependent	P_{vid}	W	0
Equipment heat dissipation, current-dependent	P_{vid}	W	0
Static heat dissipation, non-current-dependent	P_{vs}	W	0
Heat dissipation capacity	P_{diss}	W	0
Operating ambient temperature max.		°C	-25
Operating ambient temperature max.		°C	50
IEC/EN 61439 design verification			
10.2 Strength of materials and parts			
10.2.2 Corrosion resistance			
			Meets the product standard's requirements.
10.2.3.1 Verification of thermal stability of enclosures			
			Meets the product standard's requirements.
10.2.3.2 Verification of resistance of insulating materials to normal heat			
			Meets the product standard's requirements.
10.2.3.3 Verification of resistance of insulating materials to abnormal heat and fire due to internal electric effects			
			Meets the product standard's requirements.
10.2.4 Resistance to ultra-violet (UV) radiation			
			Meets the product standard's requirements.
10.2.5 Lifting			
			Does not apply, since the entire switchgear needs to be evaluated.
10.2.6 Mechanical impact			
			Does not apply, since the entire switchgear needs to be evaluated.
10.2.7 Inscriptions			
			Meets the product standard's requirements.
10.3 Degree of protection of ASSEMBLIES			
			Does not apply, since the entire switchgear needs to be evaluated.
10.4 Clearances and creepage distances			
			Meets the product standard's requirements.
10.5 Protection against electric shock			
			Does not apply, since the entire switchgear needs to be evaluated.
10.6 Incorporation of switching devices and components			
			Does not apply, since the entire switchgear needs to be evaluated.
10.7 Internal electrical circuits and connections			
			Is the panel builder's responsibility.
10.8 Connections for external conductors			
			Is the panel builder's responsibility.
10.9 Insulation properties			
10.9.2 Power-frequency electric strength			
			Is the panel builder's responsibility.
10.9.3 Impulse withstand voltage			
			Is the panel builder's responsibility.
10.9.4 Testing of enclosures made of insulating material			
			Is the panel builder's responsibility.
10.10 Temperature rise			
			The panel builder is responsible for the temperature rise calculation. Eaton will provide heat dissipation data for the devices.
10.11 Short-circuit rating			
			Is the panel builder's responsibility. The specifications for the switchgear must be observed.
10.12 Electromagnetic compatibility			
			Is the panel builder's responsibility. The specifications for the switchgear must be observed.

Technical data ETIM 6.0

Low-voltage industrial components (EG000017) / Accessories for low-voltage switch technology (EC002498)

Electric engineering, automation, process control engineering / Low-voltage switch technology / Low-voltage switch technology (accessories) / Component for low-voltage switch technology (accessories) (ecl@ss8.1-27-37-92-01 [AKN570010])

Type of accessory

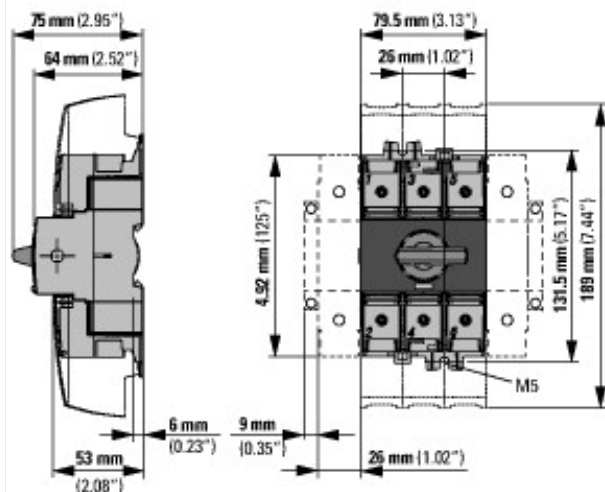
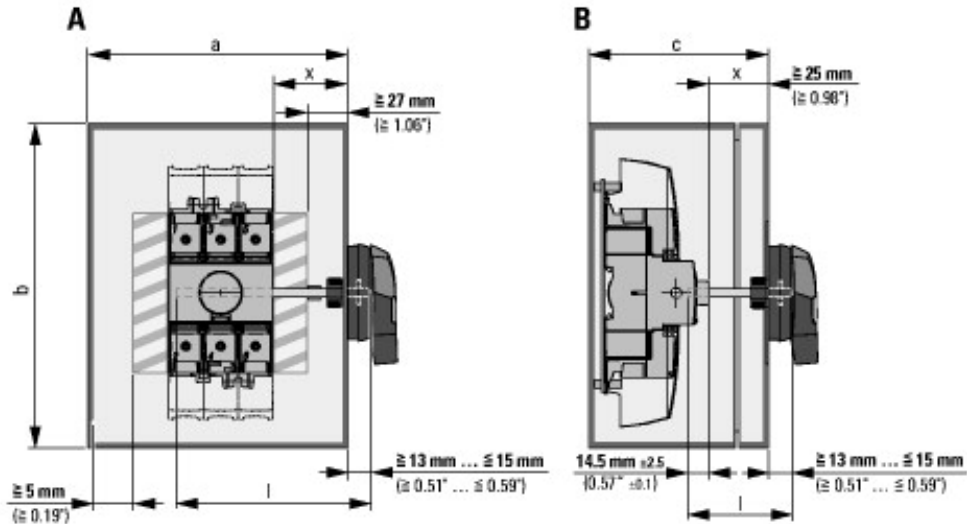
Neutral terminal

Dimensions

Handle Type S0

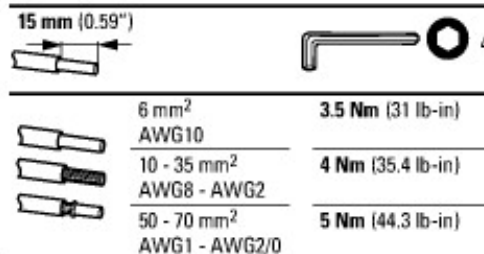
A
 $l = x + 94.5 \text{ mm}$
 $(l = x + 3.72")$

B
 $l = x + 32 \text{ mm}$
 $(l = x + 1.26")$



Minimum enclosure dimensions
 Dimensions minimum des coffrets
 Dimensiones minimas de las cajas
 mm (in)

UL standard	a	b	c
R9C3030U		305 (12)	
R9C3060U	203 (8)	305 (12)	153 (6)
R9C3100U		356 (14)	



Additional product information (links)

IL008048ZU Switch-disconnectors UL98: neutral contact

IL008048ZU Switch-disconnectors UL98: neutral contact ftp://ftp.moeller.net/DOCUMENTATION/AWA_INSTRUCTIONS/IL008048ZU2017_06.pdf

MZ112002ZU Safety

MZ112002ZU Safety ftp://ftp.moeller.net/DOCUMENTATION/AWA_INSTRUCTIONS/MZ112002ZU.pdf

Technical overview cam switch, switch-disconnector <http://de.ecat.moeller.net/flip-cat/?edition=HPLTEv1&startpage=4.2>

System overview cam switch T <http://de.ecat.moeller.net/flip-cat/?edition=HPLTEv1&startpage=4.4>

System overview switch-disconnector P <http://de.ecat.moeller.net/flip-cat/?edition=HPLTEv1&startpage=4.6>

Key to part numbers Cam switch <http://de.ecat.moeller.net/flip-cat/?edition=HPLTEv1&startpage=4.8>

Key to part numbers Switch-disconnector <http://de.ecat.moeller.net/flip-cat/?edition=HPLTEv1&startpage=4.8>

Switches for ATEX <http://www.coopercrouse-hinds.eu/en/products/25-ex-safety-and-main-current-switches.html>