

MIRO 6.2 24VDC-1S INPUT RELAY

IN: 24 VDC - OUT: 250 VAC/DC / 6 A

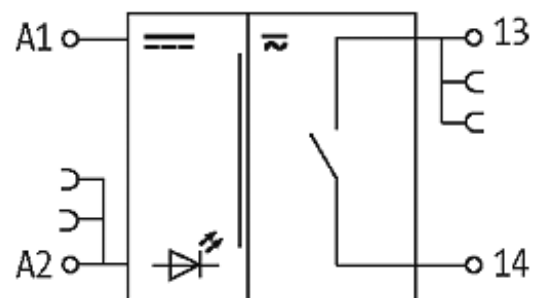
24 V DC

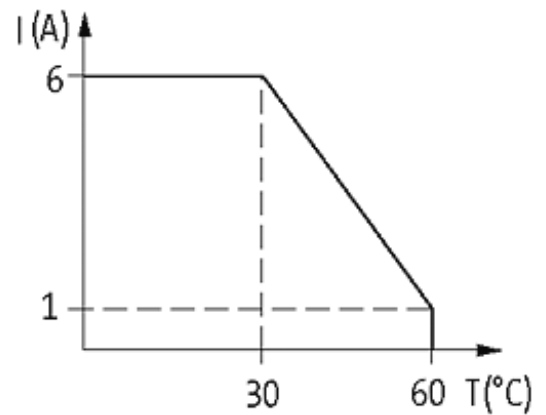
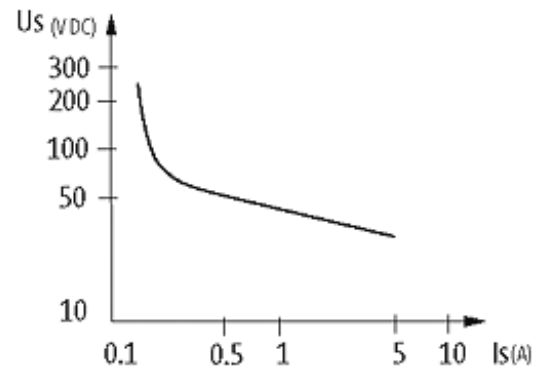
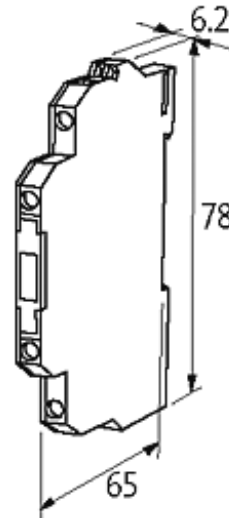
Screw terminals

When the max. switching voltage/current is exceeded the gold plating is destroyed. The relay will then take on the properties of an output type.

[Link to Product](#)

Illustration





Product may differ from Image

Approvals



Utilization category

AC-12	6 A (24/110/230 V AC)
AC-15	3 A (24/110/230 V AC)

DC-13 1 A (24 V DC); 0.2 A (110 V DC); 0.1 A (230 V DC)

Input

Connection voltage - current 24 V DC (19.2...30 V DC) - 14 mA

LED display LED (yellow)

General data

Mech./ elect. life 20.000.000 switching cycles/load dependent

Test isolation voltage 4 kV; safe separation (EN 60947-1)

Mounting method DIN-rail mountable (EN 60715)

Temperature range -20...+55 °C

Dimensions H x W x D 90x6.2x65 mm

Output

Switching voltage max. 30 V AC/36 V DC

Switching current per output max. 50 mA

Min. load current 1 mA (12 V DC)

Power rating (voltage dependent) max. 1500 VA/120 W

Switching frequency max. 10 Hz

Contact material Ag Sn O2 hv

Energize/release/contact bounce time 10/15/1.5 ms

Commercial data

country of origin CZ

customs tariff number 85364900

minimum order quantity 1