



Figure similar

CONTACTOR RELAY DIN EN 50011 10 S, SCREW CONNECTION, DIR. CURRENT ACTUATING DC MAGNET SYSTEM, 110 V DC INTEGR. VARISTOR

General technical data:

Size of contactor		0
Ambient temperature during operation	°C	-40 ... +70
Protection class IP on the front		IP20
Equipment marking acc. to DIN 40719 extended according to IEC 204-2 acc. to IEC 750		K
Equipment marking acc. to DIN EN 61346-2		K
Equipment marking acc. to DIN EN 81346-2		K

Control circuit/ Control:

Type of voltage of the control supply voltage		DC
Control supply voltage		
<ul style="list-style-type: none"> • for DC 		
<ul style="list-style-type: none"> — Rated value 	V	110

Auxiliary circuit:

Operating current at AC-15		
<ul style="list-style-type: none"> • at 230 V Rated value 	A	10
<ul style="list-style-type: none"> • at 400 V Rated value 	A	6
Identification number and letter for switching elements		100 E
Number of NC contacts for auxiliary contacts		0
<ul style="list-style-type: none"> • lagging switching 		0
<ul style="list-style-type: none"> • delayed switching 		0
<ul style="list-style-type: none"> • make-before-break switching 		0
Number of NO contacts for auxiliary contacts		

• delayed switching	0
• leading contact	0
• make-before-break switching	0
Number of CO contacts for auxiliary contacts	0





Connections/ Terminals:

Design of the surge suppressor	with varistor
Type of electrical connection for auxiliary and control current circuit	screw-type terminals

Mechanical data:

Mounting type		screw and snap-on mounting onto 35 mm standard mounting rail according to DIN EN 50022
Width	mm	55
Height	mm	78
Depth	mm	135

Certificates/ approvals:

General Product Approval	Test Certificates				
 CCC	 CSA	 EAC	Special Test Certificate	Type Test Certificates/Test Report	other
Shipping Approval	other				
 RMRS	other	Environmental Confirmations	Declaration of Conformity		

Safety related data:

Protection against electrical shock		finger-safe
B10 value with high demand rate acc. to SN 31920		1 000 000
• Note		With 0.3 x Ie
T1 value for proof test interval or service life acc. to IEC 61508	y	20

Further information

Information- and Downloadcenter (Catalogs, Brochures,...)

<http://www.siemens.com/industrial-controls/catalogs>

Industry Mall (Online ordering system)

<http://www.siemens.com/industrymall>

Cax online generator

<http://support.automation.siemens.com/WW/CAXorder/default.aspx?lang=en&mlfb=3TH43100LF4>

Service&Support (Manuals, Certificates, Characteristics, FAQs,...)

<http://support.automation.siemens.com/WW/view/en/3TH43100LF4/all>

Image database (product images, 2D dimension drawings, 3D models, device circuit diagrams, EPLAN macros, ...)
<http://www.automation.siemens.com/bilddb/index.aspx?attID9=3TH43100LF4&lang=en>

last modified:

09.03.2015