



Figure can vary

Part no.: 50127898
IT 1280i FR-3
Mobile bar code reader



Contents

- Technical data
- Electrical connection
- Operation and display
- Notes
- Accessories

Part no.: 50127898 – IT 1280i FR-3 – Mobile bar code reader

Technical data

| Basic data | |
|------------------------------------|--|
| Series | IT128xi |
| Read data | |
| Code types, readable | 2/5 Interleaved Codabar Code 128 Code 39 Code 93 EAN 128 EAN 8/13 EAN Addendum GS1 Databar GS1 Databar Expanded GS1 Databar Limited GS1 Databar Omnidirectional GS1 Databar Stacked GS1 Databar Truncated Others on request UPC |
| Optical data | |
| Reading distance | 100 ... 4,460 mm |
| Light source | Laser |
| Bar code contrast (PCS) | 35 % |
| Electrical data | |
| Performance data | |
| Supply voltage U_B | 4 ... 5.5 V , DC |
| Power consumption, max. | 1.8 W |
| Interface | |
| Type | PS/2 , RS 232 , USB |
| RS 232 | |
| Function | Process |
| USB | |
| Function | Process |
| Connection | |
| Connection 1 | |
| Type of connection | RJ41 |
| Mechanical data | |
| Dimension (W x H x L) | 133 mm x 195 mm x 75 mm |
| Housing material | Plastic , UL 94-V0 |
| Net weight | 335 g |
| Environmental data | |
| Ambient temperature, operation | -30 ... 50 °C |
| Ambient temperature, storage | -40 ... 70 °C |
| Relative humidity (non-condensing) | 0 ... 95 % |
| Drop height | 2 m |
| Measurements relative to | Concrete floor |

Certifications

| | |
|----------------------|-------|
| Degree of protection | IP 65 |
|----------------------|-------|

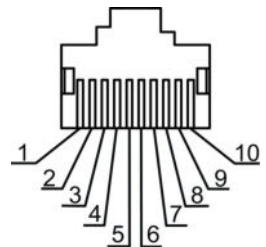
Classification

| | |
|-----------------------|----------|
| Customs tariff number | 84719000 |
| eCl@ss 8.0 | 27280103 |
| eCl@ss 9.0 | 27280103 |
| ETIM 5.0 | EC002550 |
| ETIM 6.0 | EC002550 |

Electrical connection

| Connection 1 | |
|--------------------|---|
| Type of connection | RJ41 |
| Function | Configuration interface Data interface |

| Pin | Pin assignment |
|-----|--------------------------|
| 1 | Shield |
| 2 | Cable ID |
| 3 | GND |
| 4 | TxD RS 232 / n.c. USB |
| 5 | RxD RS 232 / n.c. USB |
| 6 | CTS RS 232 / n.c. USB |
| 7 | +5 V DC |
| 8 | RTS RS 232 / n.c. USB |
| 9 | n.c. RS 232 / Data + USB |
| 10 | n.c. RS 232 / Data - USB |



Operation and display

LEDs

| LED | Display | Meaning |
|-----|--------------------|-----------------------|
| 1 | Green, 1x flashing | Reading successful |
| | Red | Operational readiness |

Notes

WARNING! LASER RADIATION – LASER CLASS 2

Never look directly into the beam!

The device satisfies the requirements of IEC 60825-1:2007 (EN 60825-1:2007) safety regulations for a product of **laser class 2** as well as the U.S. 21 CFR 1040.10 regulations with deviations corresponding to "Laser Notice No. 50" from June 24, 2007.

- Never look directly into the laser beam or in the direction of reflected laser beams! If you look into the beam path over a longer time period, there is a risk of injury to the retina.
- Do not point the laser beam of the device at persons!
- Interrupt the laser beam using a non-transparent, non-reflective object if the laser beam is accidentally directed towards a person.
- When mounting and aligning the device, avoid reflections of the laser beam off reflective surfaces!
- CAUTION! Use of controls or adjustments or performance of procedures other than specified herein may result in hazardous light exposure.
- Observe the applicable statutory and local laser protection regulations.
- The device must not be tampered with and must not be changed in any way.
There are no user-serviceable parts inside the device.
Repairs must only be performed by Leuze electronic GmbH + Co. KG.

NOTE


Affix laser information and warning signs!

Laser information and warning signs are affixed to the device. In addition, self-adhesive laser information and warning signs (stick-on labels) are supplied in several languages.

- Affix the laser information sheet to the device in the language appropriate for the place of use. When using the device in the US, use the stick-on label with the "Complies with 21 CFR 1040.10" note.
- Affix the laser information and warning signs near the device if no signs are attached to the device (e.g. because the device is too small) or if the attached laser information and warning signs are concealed due to the installation position.
- Affix the laser information and warning signs so that they are legible without exposing the reader to the laser radiation of the device or other optical radiation.


Accessories

Connection technology - Connection unit

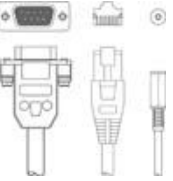
| | Part no. | Designation | Article | Description |
|---|----------|--------------------------|-------------------------|---|
|  | 50112891 | MA 248i Profinet Gateway | Modular connection unit | Supply voltage: 18 ... 30 V Current consumption, max.: 300 mA Interface: PROFINET, RS 232 Connections: 6 Piece(s) Degree of protection: IP 65 |

Part no.: 50127898 – IT 1280i FR-3 – Mobile bar code reader


Connection technology - Interconnection cables

| | Part no. | Designation | Article | Description |
|---|----------|---------------|------------------|---|
|  | 50113397 | KB JST-HS-300 | Connection cable | Suitable for interface: RS 232 Connection 1: JST ZHR Connection 2: Sub-D, Axial, Male, 9 -pin Shielded: Yes Cable length: 300 mm Sheathing material: PUR |

Connection technology - Y distribution cables

| | Part no. | Designation | Article | Description |
|---|----------|-----------------|-----------------------|--|
|  | 50114517 | KB 232-1 IT190x | Interconnection cable | Suitable for interface: RS 232, TTL Connection 1: Sub-D, Axial, Female, 9 -pin Connection 2: RJ41 Connection 3: Connector, Pluggable, Axial, Female, 2 -pin Shielded: Yes Cable length: 3,000 mm Sheathing material: PVC |

Mounting technology - Other

| | Part no. | Designation | Article | Description |
|---|----------|----------------------|------------|---|
|  | 50120444 | BT Wallholder HS65x8 | Wall mount | Design of mounting device: Wall mounting Fastening, at system: Through-hole mounting Mounting bracket, at device: insertable Material: Plastic |

Note

A list with all available accessories can be found on the Leuze electronic website in the Download tab of the article detailed page.