

# ACT26JB02JA [V001] ✓ ACTIVE

DEUTSCH | DEUTSCH 38999 Series III Composite Connectors

TE Internal #: YACT26JB02JAV00100

Standard Circular Connectors, Cable-to-Panel, 2 Position, Sealable, Wire & Cable, Power, Panel Mount, DEUTSCH 38999 Series III Composite Connectors

[View on TE.com >](#)



Connectors > Circular Connectors > Standard Circular Connectors > Straight Plug D38999, B02 Insert



Connector System: **Cable-to-Panel**

Number of Positions: **2**

Sealable: **Yes**

Connector & Contact Terminates To: **Wire & Cable**

Contact Current Rating (Max): **13 A**

[All Straight Plug D38999, B02 Insert \(65\)](#)

## Features

### Product Type Features

Product Type	Connector
Assembly Type	Electrical Connector
Connector System	Cable-to-Panel
Sealable	Yes
Connector & Contact Terminates To	Wire & Cable
Circular Connector Type	Plug
Shell Type	Straight Plug

### Configuration Features

Keying & Polarized Position Locations	A
Factory Installed Backshell	No
Keying	Key Polarization A
Number of Positions	2
Number of Power Positions	2
Number of Signal Positions	0
Contacts Preloaded	No

### Electrical Characteristics



Operating Voltage	600 VAC
Voltage	1800 Vrms

### Body Features

Environmental Protection	Yes
Weight	8.6 g[.019 lb]
Feedthrough Type	No
Environmental Protection Type	Elastomer Sealed
Entry Style	Rear Insertion
Fluid Type	Coolanol 25, M2-V, MIL-DTL-5624 (JP-4,JP-5), MIL-DTL-83133 (JP-8), MIL-PRF-23699, MIL-PRF-5606, MIL-PRF-7808, SEA-AMS1424 Type I
Shell Plating Material	Cadmium, O.D.
Shell Base Material	Composite
Circular Connector Insulation Material Type	Hard Dielectric/Silicone
Hermetically Sealed	No

### Contact Features

Contact Quantity (Size 16)	2
Contact Current Rating (Max)	13 A
Reverse Gender	No
Contact Layout Arrangement	B02
Circular Connector Contact Type	Socket

### Mechanical Attachment

Mating Retention Type	Triple Start Threaded
Panel Mount Feature	Without
Connector Mounting Type	Panel Mount
Polarization Code	A
Mating Alignment Type	Keyed
Mating Retention	With

### Housing Features

Circular Connector Shell Size	11
Alignment Keyed	Clocking

### Dimensions

--	--



Accepts Wire Insulation Diameter Range	1.65 – 2.77 mm [.065 – .109 in]
Assembly Length	31.5 mm [1.24 in]
Wire Size	.52 – 1.31 mm <sup>2</sup>

### Usage Conditions

Fluid Resistance	Yes
Operating Temperature Range	-65 – 200 °C [-85 – 392 °F]

### Operation/Application

Durability Rating	1500 Cycles
Circuit Application	Power
Shielded	Yes

### Packaging Features

Packaging Quantity	1
--------------------	---

### Other

Position Locations Omitted	All
----------------------------	-----

## Product Compliance

[For compliance documentation, visit the product page on TE.com>](#)

EU RoHS Directive 2011/65/EU	Not Compliant
EU ELV Directive 2000/53/EC	Not Compliant
China RoHS 2 Directive MIIT Order No 32, 2016	Restricted Materials Above Threshold
EU REACH Regulation (EC) No. 1907/2006	Current ECHA Candidate List: JUNE 2022 (224) Candidate List Declared Against: JUNE 2022 (224) SVHC > Threshold: Cd (3.45% in Plating) Pb (1.2% in Contact Lead-Coper Alloy) Decamethylcyclopentasiloxane (D5) (5% in Insert Subassembly) <b>Article Safe Usage Statements:</b> Use personal protective equipment as required. Do not eat, drink or smoke when using this product. Wash thoroughly after handling. Recycle if possible and dispose of the article by following all applicable governmental regulations relevant to your geographic location.
Halogen Content	Not Yet Reviewed for halogen content
Solder Process Capability	Not reviewed for solder process capability

#### Product Compliance Disclaimer

This information is provided based on reasonable inquiry of our suppliers and represents our current actual knowledge based on the information they provided. This information is subject to change. The part numbers that TE has identified as



EU RoHS compliant have a maximum concentration of 0.1% by weight in homogenous materials for lead, hexavalent chromium, mercury, PBB, PBDE, DBP, BBP, DEHP, DIBP, and 0.01% for cadmium, or qualify for an exemption to these limits as defined in the Annexes of Directive 2011/65/EU (RoHS2). Finished electrical and electronic equipment products will be CE marked as required by Directive 2011/65/EU. Components may not be CE marked. Additionally, the part numbers that TE has identified as EU ELV compliant have a maximum concentration of 0.1% by weight in homogenous materials for lead, hexavalent chromium, and mercury, and 0.01% for cadmium, or qualify for an exemption to these limits as defined in the Annexes of Directive 2000/53/EC (ELV). Regarding the REACH Regulation, the information TE provides on SVHC in articles for this part number is based on the latest European Chemicals Agency (ECHA) 'Guidance on requirements for substances in articles' posted at this URL: <https://echa.europa.eu/guidance-documents/guidance-on-reach>

## Compatible Parts



TE Part # YACT20JB02HAC00100  
SQUARE FLANGE RECEPTACLE



TE Part # YACT24JB02HAV00100  
JAM NUT RECEPTACLE



TE Part # YACT24JB02HAC00100  
JAM NUT RECEPTACLE

## Also in the Series | DEUTSCH 38999 Series III Composite Connectors




Standard Circular Connectors(12001)

## Customers Also Bought




TE Part #YACT26JJ04HBV00100  
STRAIGHT PLUG



TE Part #813969-000  
202A011-3-0



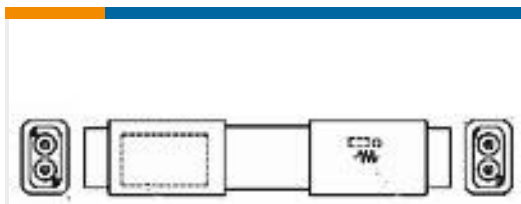
TE Part #YACT20JJ04JBV00100  
SQUARE FLANGE RECEPTACLE



TE Part #784927-000  
2520D0611-9



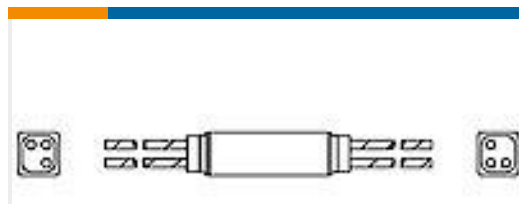
TE Part #EK1118-000  
55PC6356-22-9



TE Part #591877-3  
TJ DBL SPLICE W/100 OHM RESIS



TE Part #YACT20JJ35HDC00100  
SQUARE FLANGE RECEPTACLE



TE Part #CU2368-000  
D-500-L455-4-612-360



TE Part #EM9699-000  
CM-SCE-TP-2.5K-1/2-4H-5



TE Part #1617806-3  
TD228-5000S=TDFO .5 SEC

## Documents

### Product Drawings

#### STRAIGHT PLUG

English

### Datasheets & Catalog Pages

#### DEUTSCH MIL-DTL-38999 Connectors Quick Reference Guide

English