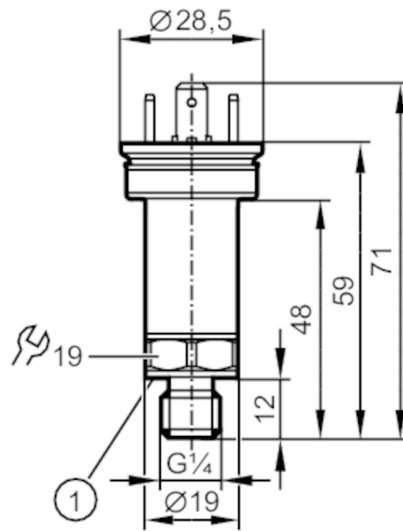


PT5043



Pressure transmitter

PT-040-SEG14-A-ZVG/VE



1 Sealing



Product characteristics

Output signal	analogue signal		
Measuring range	0...40 bar	0...580 psi	0...4 MPa
Process connection	threaded connection G 1/4 external thread (DIN EN ISO 1179-2)		

Application

Measuring element	metallic thin film cell		
Application	for mobile applications; for industrial applications		
Media	liquids and gases		
Medium temperature [°C]	-40...125		
Pressure rating	100 bar	1450 psi	10 MPa
Note on pressure rating	static		
Min. bursting pressure	800 bar	11600 psi	80 MPa
Vacuum resistance [mbar]	-1000		
Type of pressure	relative pressure		

Electrical data

Operating voltage [V]	8...36 DC		
Min. insulation resistance [MΩ]	100; (500 V DC)		
Protection class	III		
Reverse polarity protection	yes		
Power-on delay time [s]	0.1		

Inputs / outputs

Number of inputs and outputs	Number of analogue outputs: 1
------------------------------	-------------------------------

PT5043



Pressure transmitter

PT-040-SEG14-A-ZVG/VE

Outputs			
Total number of outputs		1	
Output signal		analogue signal	
Number of analogue outputs		1	
Analogue current output	[mA]	4...20	
Max. load	[Ω]	(U _b - 8 V) / 23 mA	
Min. load	[Ω]	(U _b - 22,5 V) / 23 mA	
Short-circuit proof		yes	
Overload protection		yes	
Measuring/setting range			
Measuring range		0...40 bar	0...580 psi
			0...4 MPa
Accuracy / deviations			
Repeatability	[% of the span]	< ± 0,05; (with temperature fluctuations < 10 K)	
Characteristics deviation	[% of the span]	< ± 0,5; (incl. drift when overtightened, zero point and span error, non-linearity, hysteresis)	
Linearity deviation	[% of the span]	< ± 0,1 (BFSL) / < ± 0,2 (LS)	
Hysteresis deviation	[% of the span]	< ± 0,2	
Long-term stability	[% of the span]	< ± 0,1; (per 6 months)	
Temperature coefficient zero point	[% of the span / 10 K]	< ± 0,1 (0...80 °C); < ± 0,2 (-40...0 °C / 80...125 °C)	
Temperature coefficient span	[% of the span / 10 K]	< ± 0,1 (0...80 °C); < ± 0,2 (-40...0 °C / 80...125 °C)	
Response times			
Step response time analogue output	[ms]	2	
Operating conditions			
Ambient temperature	[°C]	-40...100	
Storage temperature	[°C]	-40...100	
Protection		IP 67	
Tests / approvals			
EMC		Compliant with ECE R 10, rev. 5	(E1 compliant)
		DIN EN 13309 : 2010	construction machines
		DIN EN ISO 13766-1 : 2018	earthworks and construction machines
		DIN EN ISO 14982 : 2009	agricultural and forestry machines
		ISO 11452-2	100 V/m
		ISO 7637-2 : 2011 pulse 1	Test severity III. function state C
Shock resistance		DIN EN 61326-1	
Vibration resistance		DIN EN 60068-2-27	500 g (1 ms)
		DIN EN 60068-2-6	20 g (10...2000 Hz)
MTTF	[years]	715	
Pressure Equipment Directive		Sound engineering practice; can be used for group 2 fluids; group 1 fluids on request	

PT5043



Pressure transmitter

PT-040-SEG14-A-ZVG/VE

Mechanical data	
Weight [g]	67
Materials	1.4542 (17-4 PH / 630); stainless steel (1.4404 / 316L); PPS
Materials (wetted parts)	1.4542 (17-4 PH / 630); stainless steel (1.4305 / 303)
Min. pressure cycles	60 million; (at 1.2 times nominal pressure)
Tightening torque [Nm]	25...35; (recommended tightening torque; depends on lubrication, seal and pressure rating)
Process connection	threaded connection G 1/4 external thread (DIN EN ISO 1179-2)
Process connection sealing	FKM (to DIN 3869)
Restrictor element integrated	yes

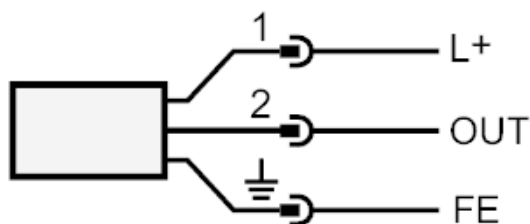
Remarks	
Remarks	BFSL = Best Fit Straight Line LS = limit value setting
Pack quantity	1 pcs.

Electrical connection

Connector: 1 x valve plug type A DIN (EN17501-803-A); Maximum cable length: 30 m



Connection



OUT analogue output
FE functional earth

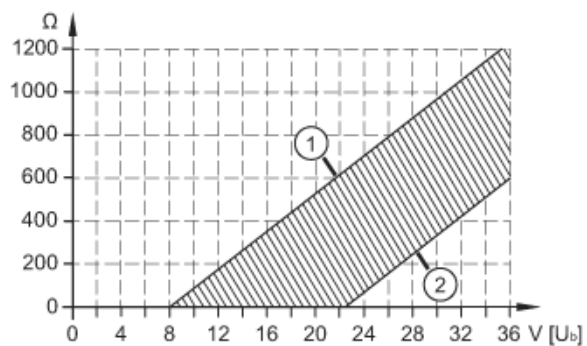
PT5043



Pressure transmitter

PT-040-SEG14-A-ZVG/VE

Diagrams and graphs



1: Max. load

2: min. load