

AC DIGITAL CLAMP METER

MODEL
2002PA

■ Features

- Tear-drop-shaped jaws for ease of use in crowded cable areas and other tight places.
- Provides a wide measuring range from 0 up to 2000A AC.
- Terminal cover to avoid the use of incorrect terminal.
- PEAK function to measure current peak.
- Output terminal for long term current monitoring.
- Safety design throughout conforming to the following provisions of IEC61010.
 - Pollution degree 2, overvoltage category III 600V
 - Pollution degree 2, overvoltage category II 1000V
- Data hold function to allow easy readings in dimly lit or hard-to-read locations.
- Sleep function to conserve battery power.
- Permits easy continuity check with a beeper.
- Provides a dynamic range of 4,000 counts full scale.
- Wide frequency range from 40Hz to 1kHz.
- Transformer jaws fitted with guards to further improve safety.

CE



AC/DC DIGITAL CLAMP METER

MODEL
2003A

■ Features

- Tear-drop-shaped jaws for ease of use in crowded cable areas and other tight places.
- Provides a wide measuring range from 0 up to 2000A AC/DC.
- Terminal cover to avoid the use of incorrect terminal.
- MAX measurement function for easy reading of maximum input over a certain period of time .
- Output terminal for long term current monitoring.
- Safety design throughout conforming to the following provisions of IEC61010.
 - Pollution degree 2, overvoltage category III 600V
 - Pollution degree 2, overvoltage category II 1000V
- Auto-null function to allow one touch zero adjustment.
- Data hold function to allow easy readings in dimly lit or hard-to-read locations.
- Sleep function to conserve battery power.
- Permits easy continuity check with a beeper.
- Provides a dynamic range of 4,000 counts full scale.
- Wide frequency range from 40Hz to 1kHz.
- Transformer jaws fitted with guards to further improve safety.

CE


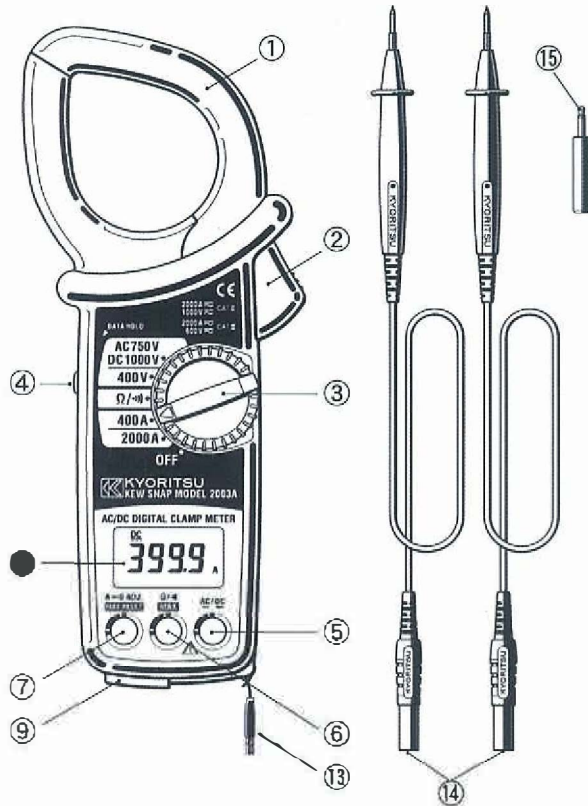


φ55

A
2000A

••••
CONTINUITY

Instrument Layout



- Transformer Jaws
- Jaw Trigger
- Function Selector Switch
- Data Hold Button
- AC/DC Button
- Zero ADJ. RESET Button
- LCD Display
- Terminal Cover
- OUTPUT Terminal
- COM Terminal
- V/Ω Terminal
- Safety Hand Strap
- Test Leads (7107)
- Output Plug(8201)

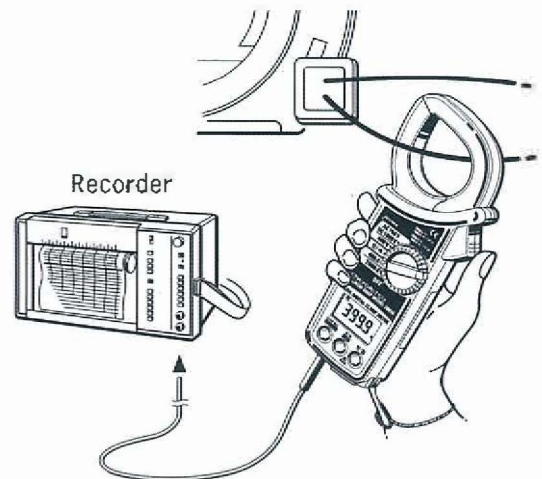
Digital Display Layout



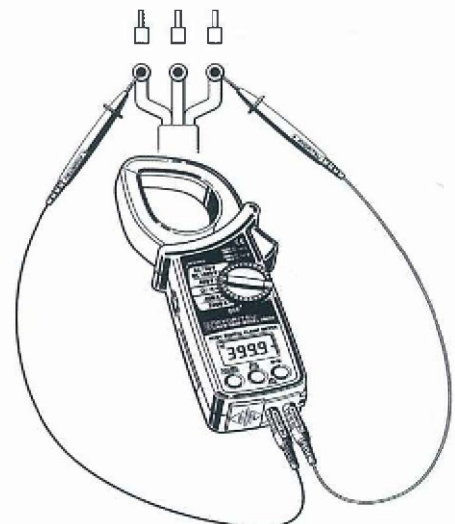
Selection Guide

MODEL	2002PA	2003A
AC A	●2000A	●2000A
AC V	●750V	●750V
DC A		●2000A
DC V	●1000V	●1000V
Ω	●400kΩ	●4000Ω
Data Hold	●	●
Peak Hold	●	
MAX Hold		●
DC OUTPUT	●	●

Application for current monitoring



Voltage Measurement



Microprocessor controlled 2000A Clamp Meter Series. Newly designed to meet the International Safety Standard IEC 61010-1 CAT.III 600V.

Specifications

MODEL	2002PA	2003A
AC A	400A(0~400A) ±1.0%rdg±3dgt(50/60Hz) ±2.0%rdg±3dgt(40~1kHz) 2000A(0~1500A) ±1.0%rdg±3dgt(50/60Hz) ±3.0%rdg±3dgt(40~1kHz) 2000A(1500~2000A) ±3.0%rdg(50/60Hz)	400A(0~400A) ±1.5%rdg±2dgt(50/60Hz) ±3.0%rdg±4dgt(40~1kHz) 2000A(0~1700A) ±1.5%rdg±2dgt(50/60Hz) ±3.0%rdg±4dgt(40~1kHz) 2000A(1701~2000A) ±3.0%rdg±2dgt(50/60Hz)
AC V	40/400/750V ±1.0%rdg±2dgt(50/60Hz) ±1.5%rdg±3dgt(40~1kHz)	400/750V ±1.5%rdg±2dgt(50/60Hz) ±1.5%rdg±4dgt(40~1kHz)
DC A	—	400/2000A ±1.5%rdg±2dgt
DC V	40/400/1000V ±1.0%rdg±2dgt	400/1000V ±1.0%rdg±2dgt
Ω	400Ω/4k/40k/400kΩ ±1.5%rdg±2dgt	400/4000Ω ±1.5%rdg±2dgt
Continuity	400Ω	400Ω
Frequency	—	—
Output Voltage	400/2000A DC400mV/200mV	400/2000A DC400mV/200mV
Withstand Voltage	5550V AC for 1 minute	5550V AC for 1 minute
Conductor Size	Φ55mm max	Φ55mm max
Safety Operation	IEC61010-1 CAT.III 600V CAT. II 1000V IEC61010-2-031、IEC61010-2-032	IEC61010-1 CAT.III 600V CAT. II 1000V IEC61010-2-031、IEC61010-2-032
Power Source	(R6P)(AA)1.5V×2 Approx.150 hours in continuous use	(R6P)(AA)1.5V×2 Approx.100 hours in continuous use
Dimensions	49(D)×247(L)×105(W)mm	49(D)×250(L)×105(W)mm
Weight	470g approx (batteries included)	530g approx (batteries included)
Accessories	7107 (Test Leads) 8201 (Output Plug) 9094 (Carrying Case) (R6P)(AA)1.5V×2 Instruction Manual	7107 (Test Leads) 8201 (Output Plug) 9094 (Carrying Case) (R6P)(AA)1.5V×2 Instruction Manual
Optional Accessories	8008 (Multi-Tran) 7014 (Output Cord)	8008 (Multi-Tran) 7014 (Output Cord)

Optional Accessories

● Multi-Tran 8008



● Output Cord 7014



⚠ Safety Warnings

Please read the "Safety Warnings" in the instruction manual supplied with the instrument thoroughly and completely for correct use.
Failure to follow the safety rules can cause fire, trouble, electrical shock, etc. Therefore, make sure to operate the instrument on a correct power supply and voltage rating marked on each instrument.

Cosinus Messtechnik GmbH * Rotwandweg 4 * D-82024 Taufkirchen

Tel.: 089-665594-0 * Fax: 089-665594-30 * Web: www.cosinus.de * eMail: office@cosinus.de