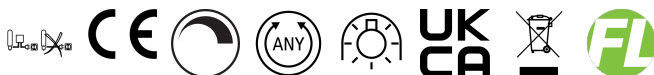


## T5 FHE Luxline Plus

14W/T5/830 FHE  
0002760



### Product features



## PRODUCT OVERVIEW

Product name	14W/T5/830 FHE
Technology	Fluorescent
Watt (Rated) (W)	14
Lamp shape	Tube, double-ended
Type	T5 FHE Luxline Plus
Cap/Base	G5
Lamp finish	Frosted/Coated
Fixture rating	Open
General application	Education, Hospitality, Logistics & Industry, Museums & Galleries, Office, Retail, Residential & Consumer
ETIM Class	EC000108
E-number FI	4944203
E-number SE	8356502
E-number Norway	3800900
Luminous flux (lm)	1200
Rated lamp efficacy 100h 50Hz at 35°C (lm/W)	87
Colour temperature (K)	3000
Light colour	Warm White
Colour Code	830
CRI (Ra)	85
Colour Variation Initial (SDCM)	SDCM5
Photobiological Risk Group	Not applicable
Wattage (W)	14.00
Product Voltage (V)	82
Dimmable	Yes
Average life (Nominal) (h)	24000
Product EAN number	5410288027609

## DATA TABLE

### General data

Product name	14W/T5/830 FHE
Technology	Fluorescent
Watt (Rated) (W)	14
Lamp shape	Tube, double-ended

## T5 FHE Luxline Plus

14W/T5/830 FHE  
0002760

Type	T5 FHE Luxline Plus
Cap/Base	G5
Lamp finish	Frosted/Coated
Fixture rating	Open
General application	Education, Hospitality, Logistics & Industry, Museums & Galleries, Office, Retail, Residential & Consumer
ETIM Class	EC000108
E-number FI	4944203
E-number SE	8356502
E-number Norway	3800900

### Optical data

Luminous flux (lm)	1200
Luminous flux (Rated) (lm)	1200
Luminous flux (Nominal) at 35°C (lm)	1350
Rated lamp efficacy 100h 50Hz at 35°C (lm/W)	87
Ambient temperature for maximum luminous flux (°C)	35
Colour temperature (K)	3000
Light colour	Warm White
Colour Code	830
CRI (Ra)	85
Colour Variation Initial (SDCM)	SDCM5
Adjustable chromaticity	N
Photobiological Risk Group	Not applicable
Rated lumen maint. factor (%) at 2000 h 50Hz	0.97
Rated lumen maint. factor (%) at 4000 h 50Hz	0.95
Rated lumen maint. factor (%) at 6000 h 50Hz	0.93
Rated lumen maint. factor (%) at 8000 h 50Hz	0.92
Rated lumen maint. factor (%) at 12000 h 50Hz	0.91
Rated lumen maint. factor (%) at 16000 h 50Hz	0.90
Rated lumen maint. factor (%) at 20000 h 50Hz	0.88

### Electrical data

Wattage (W)	14.00
Watt (Rated) - High frequency (W)	13.80
Current (A)	0.170
Mains voltage (V)	220-240V
Product Voltage (V)	82
Control gear required	Yes
Transformer required	No
Dimmable	Yes
Drive current (mA)	170
Lamp Energy Label (class)	F

## T5 FHE Luxline Plus

14W/T5/830 FHE  
0002760

kWh per 1000 hours burning time	16
---------------------------------	----

### Lifetime data

Average life (Nominal) (h)	24000
Average life (Rated) (h)	24000
Rated survival factor (%) at 2000 h 50Hz	0.99
Rated survival factor (%) at 4000 h 50Hz	0.98
Rated survival factor (%) at 6000 h 50Hz	0.96
Rated survival factor (%) at 8000 h 50Hz	0.94
Rated survival factor (%) at 12000 h 50Hz	0.93
Rated survival factor (%) at 16000 h 50Hz	0.90
Rated survival factor (%) at 20000 h 50Hz	0.84

### Physical data

Nominal Product Length (mm)	550.0
Nominal Product Diameter (mm)	16
Max. Length base to base (mm) - A	549.0
Length base to pin Min-Max (mm) - B	553.7-556.1
Max. Lamp Length (mm) - C/L	563.2
Max. Lamp Diameter (mm) - D	17.0
Weight (kg)	0.043

### Packaging

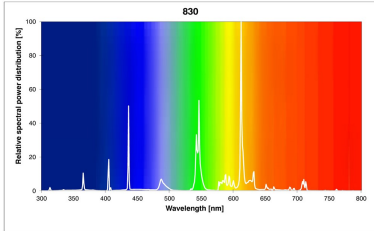
Single packaging type	Carton
Product EAN number	5410288027609
Packaging single length / height (cm)	56.4
Packaging single width (cm)	1.9
Packaging single depth (cm)	1.9
DUN14 (outer)	15410288027606
Units per outer package	25
Packaging outer length / height (cm)	57.8
Packaging outer width (cm)	10.5
Packaging outer depth (cm)	10.5

### Safety data

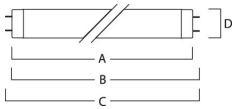
Lamp mercury content (mg)	2.30
Breakage cleaning instructions	Applicable
Recommendation for disposal at end of life	Applicable
Special purpose lamp	No
Suitable for household illumination	Yes

## PHOTOMETRY

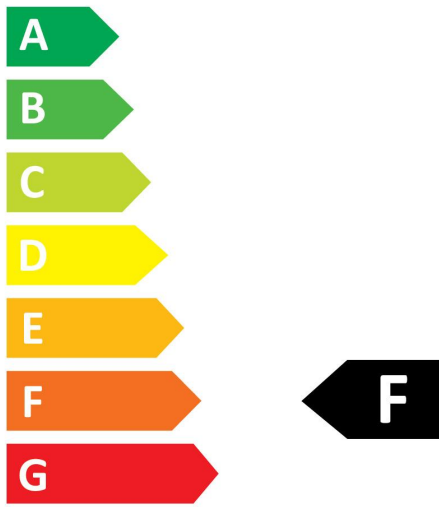
T5 FHE Luxline Plus  
14W/T5/830 FHE  
0002760



## TECHNICAL DRAWINGS



0002760



**14**  
kWh/1000h



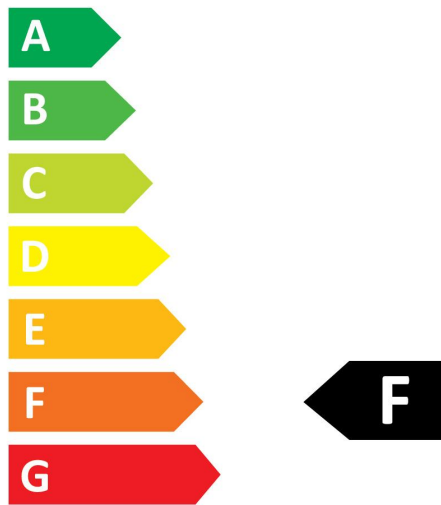
2019/2015

# SYLVANIA

T5 FHE Luxline Plus  
14W/T5/830 FHE  
0002760



0002760



**14**  
kWh/1000h



2019/2015