



Model Number

OBT100-R100-EP-IO-V3-1T-L

Triangulation sensor (BGE)
with 3-pin, M8 x 1 connector

Features

- Miniature design with versatile mounting options
- Secure and gapless detection, even near the surface through background evaluation
- DuraBeam Laser Sensors - durable and employable like an LED
- Extended temperature range -40°C ... 60°C
- High degree of protection IP69K
- IO-link interface for service and process data

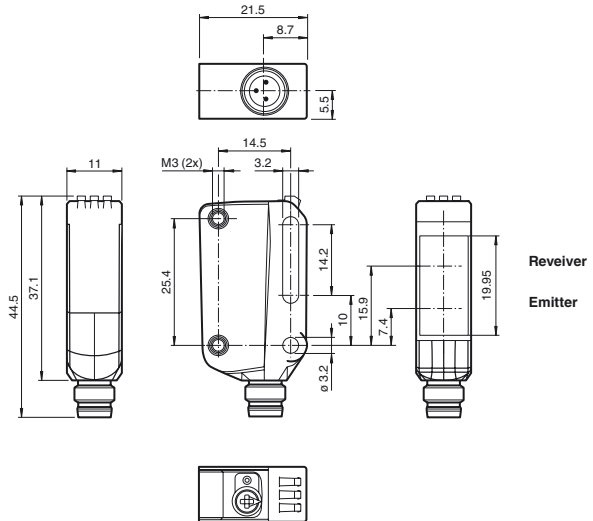
Product information

The R100 series miniature optical sensors are the first devices of their kind to offer an end-to-end solution in a small single standard design — from thru-beam sensor through to a distance measurement device. As a result of this design, the sensors are able to perform practically all standard automation tasks. The entire series enables sensors to communicate via IO-Link.

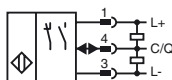
The DuraBeam laser sensors are durable and can be used in the same way as a standard sensor.

The use of Multi Pixel Technology gives the standard sensors a high level of flexibility and enables them to adapt more effectively to their operating environment.

Dimensions



Electrical connection



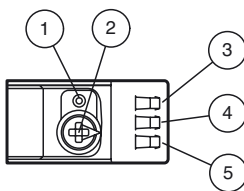
Pinout



Wire colors in accordance with EN 60947-5-2

- 1 | BN (brown)
- 3 | BU (blue)
- 4 | BK (black)

Indicators/operating means



| | |
|---|--------------------------------------|
| 1 | Light-on / dark-on changeover switch |
| 2 | Sensing range adjuster |
| 3 | Operating indicator / dark on |
| 4 | Signal indicator |
| 5 | Operating indicator / light on |

Release date: 2019-01-07 09:00 Date of issue: 2019-01-07 267075-100234_eng.xml

Refer to "General Notes Relating to Pepperl+Fuchs Product Information".

Technical data

General specifications

| | |
|---------------------------------|---|
| Detection range | 7 ... 100 mm |
| Detection range min. | 7 ... 25 mm |
| Detection range max. | 7 ... 100 mm |
| Adjustment range | 25 ... 100 mm |
| Reference target | standard white, 100 mm x 100 mm |
| Light source | laser diode |
| Light type | modulated visible red light |
| Laser nominal ratings | |
| Note | LASER LIGHT , DO NOT STARE INTO BEAM |
| Laser class | 1 |
| Wave length | 680 nm |
| Beam divergence | > 5 mrad d63 < 1 mm in the range of 150 mm ... 250 mm |
| Pulse length | 3 µs |
| Repetition rate | approx. 13 kHz |
| max. pulse energy | 10.4 nJ |
| Black/White difference (6%/90%) | < 5 % at 150 mm |
| Diameter of the light spot | < 1 mm at a distance of 60 mm |
| Angle of divergence | approx. 0.3 ° |
| Ambient light limit | EN 60947-5-2 : 40000 Lux |

Functional safety related parameters

| | |
|--------------------------------|-------|
| MTTF _d | 560 a |
| Mission Time (T _M) | 20 a |
| Diagnostic Coverage (DC) | 0 % |

Indicators/operating means

| | |
|---------------------|---|
| Operation indicator | LED green: constantly on - power on flashing (4Hz) - short circuit flashing with short break (1 Hz) - IO-Link mode |
| Function indicator | LED yellow: constantly on - background detected (object not detected) constantly off - object detected |
| Control elements | Light-on/dark-on changeover switch |
| Control elements | Sensing range adjuster |

Electrical specifications

| | | |
|------------------------|----------------|--------------------------------|
| Operating voltage | U _B | 10 ... 30 V DC |
| Ripple | | max. 10 % |
| No-load supply current | I ₀ | < 20 mA at 24 V supply voltage |
| Protection class | | III |

Interface

| | |
|-----------------------------|---|
| Interface type | IO-Link (via C/Q = pin 4) |
| Device profile | Smart Sensor |
| Transfer rate | COM 2 (38.4 kBaud) |
| IO-Link Revision | 1.1 |
| Min. cycle time | 2.3 ms |
| Process data width | Process data input 1 Bit Process data output 2 Bit |
| SIO mode support | yes |
| Device ID | 0x110703 (1115907) |
| Compatible master port type | A |

Output

| | | |
|---------------------|---|------------|
| Switching type | The switching type of the sensor is adjustable. The default setting is: C/Q - Pin4: NPN normally open / dark-on, PNP normally closed / light-on, IO-Link | |
| Signal output | 1 push-pull (4 in 1) output, short-circuit protected, reverse polarity protected, overvoltage protected | |
| Switching voltage | max. 30 V DC | |
| Switching current | max. 100 mA , resistive load | |
| Usage category | DC-12 and DC-13 | |
| Voltage drop | U _d | ≤ 1.5 V DC |
| Switching frequency | f | 1650 Hz |
| Response time | | 300 µs |

Conformity

| | |
|-------------------------|-----------------|
| Communication interface | IEC 61131-9 |
| Product standard | EN 60947-5-2 |
| Laser safety | EN 60825-1:2014 |

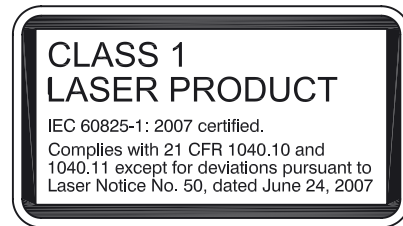
Ambient conditions

| | |
|---------------------|--------------------------------|
| Ambient temperature | -40 ... 60 °C (-40 ... 140 °F) |
| Storage temperature | -40 ... 70 °C (-40 ... 158 °F) |

Mechanical specifications

| | |
|----------------|---------|
| Housing width | 11 mm |
| Housing height | 44.5 mm |

Laserlabel



Accessories

IO-Link-Master02-USB

IO-Link master, supply via USB port or separate power supply, LED indicators, M12 plug for sensor connection

V3-WM-2M-PUR

Cable socket, M8, 3-pin, PUR cable

OMH-R10X-01

Mounting bracket

OMH-R10X-02

Mounting bracket

OMH-R10X-04

Mounting bracket

OMH-R10X-10

Mounting bracket

OMH-ML100-03

Mounting aid for round steel ø 12 mm or sheet 1.5 mm ... 3 mm

OMH-ML100-031

Mounting aid for round steel ø 10 ... 14 mm or sheet 1 mm ... 5 mm

V31-GM-2M-PUR

Female cordset, M8, 4-pin, PUR cable

V31-WM-2M-PUR

Female cordset, M8, 4-pin, PUR cable

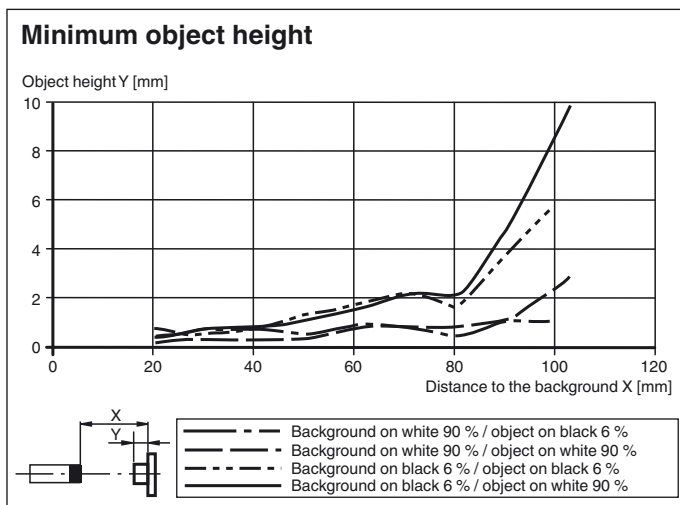
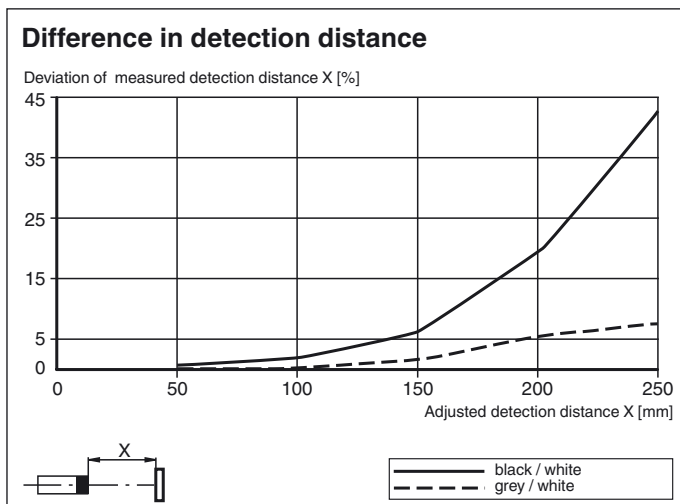
Other suitable accessories can be found at www.pepperl-fuchs.com

Release date: 2019-01-07 09:00 Date of issue: 2019-01-07 267075-100234_eng.xml

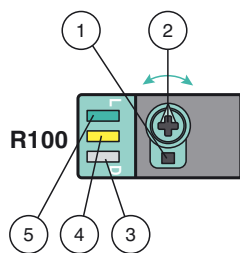
| | |
|----------------------|-------------------------|
| Housing depth | 21.5 mm |
| Degree of protection | IP67 / IP69 / IP69K |
| Connection | M8 x 1 connector, 3-pin |
| Material | |
| Housing | PC (Polycarbonate) |
| Optical face | PMMA |
| Mass | approx. 10 g |

Approvals and certificates

| | |
|--------------|--|
| UL approval | E87056 , cULus Listed , class 2 power supply , type rating 1 |
| FDA approval | IEC 60825-1:2007 Complies with 21 CFR 1040.10 and 1040.11 except for deviations pursuant to Laser Notice No. 50, dated June 24, 2007 |



Functions and Operation



- 1 - Light-on / dark-on changeover switch
- 2 - Sensing range / sensitivity adjuster
- 3 - Operating indicator / dark on
- 4 - Signal indicator
- 5 - Operating indicator / light on

To unlock the adjustment functions turn the sensing range /sensitivity adjuster for more than 180 degrees.

Sensing Range / Sensitivity

Turn sensing range / sensitivity adjuster clockwise to increase sensing range / sensitivity.

Turn sensing range / sensitivity adjuster counter clockwise to decrease sensing range / sensitivity.

If the end of the adjustment range is reached, the signal indicator starts flashing with 8 Hz.

Release date: 2019-01-07 09:00 Date of issue: 2019-01-07 267075-100234_eng.xml

Refer to "General Notes Relating to Pepperl+Fuchs Product Information".

Light-on / Dark-on Configuration

Press the light-on / dark-on changeover switch for more than 1 second (less than 4 seconds). The light-on / dark-on mode changes and the operating indicators are activated accordingly.

If you press the light-on / dark-on changeover switch for more than 4 seconds, the light-on /dark-on mode changes back to the original setting. On release of the light-on / dark-on changeover switch the current state is activated.

Restore Factory Settings

Press the light-on / dark-on changeover switch for more than 10 seconds (less than 30 seconds) until all LEDs turn off. On release of the light-on / dark-on changeover switch the signal indicator turns on. After 5 seconds the sensor resumes operation with factory default settings.

After 5 minutes of inactivity the sensing range / sensitivity adjustment is locked. In order to reactivate the sensing range / sensitivity adjustment, turn the sensing range /sensitivity adjuster for more than 180 degrees.