

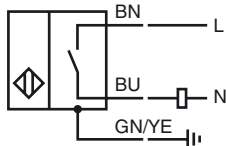
Model Number

CJ10-30GM-WS

Features

- 10 mm non-flush
- The switching distance can be set over a wide range with the potentiometer

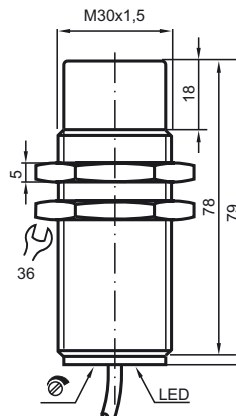
Connection



Accessories

BF 30
Mounting flange, 30 mm

Dimensions



Technical Data

General specifications

Switching element function	AC	NO
Rated operating distance	s_n	10 mm
Installation		non-flush
Output polarity		AC
Assured operating distance	s_a	0 ... 7.2 mm

Nominal ratings

Installation conditions		
A		0 mm
B		0 mm
C		30 mm
F		50 mm
Operating voltage	U_B	20 ... 253 V AC ¹⁾
Switching frequency	f	0 ... 10 Hz
Hysteresis	H	2 ... 10 typ. 5 %
Reverse polarity protection		tolerant
Momentary current (20 ms, 0.1 Hz)		0 ... 1200 mA
Rated insulation voltage	U_{BIS}	1500 V
Operating current	I_L	5 ... 200 mA
Lowest operating current	I_m	5 mA
Off-state current	I_r	0.7 ... 1.5 mA typ.
Time delay before availability	t_v	≤ 300 ms
Indication of the switching state		LED, yellow

Indicators/operating means

Potentiometer	sensitivity adjustment
---------------	------------------------

Ambient conditions

Ambient temperature	-25 ... 70 °C (-13 ... 158 °F)
Storage temperature	-25 ... 85 °C (-13 ... 185 °F)

Mechanical specifications

Connection type	cable PVC , 2 m
Core cross-section	0.75 mm ²
Housing material	Stainless steel 1.4305 / AISI 303
Sensing face	PBT
Protection degree	IP67
Note	¹⁾ In the temperature range below 0 °C, permissible operating voltage U_b 80...253 V Safety fuse ≤ 0.8 A (quick-blow) according to IEC 60127-2 Sheet 1 Recommendation: after a short circuit, check that the device is functioning correctly.

Compliance with standards and directives

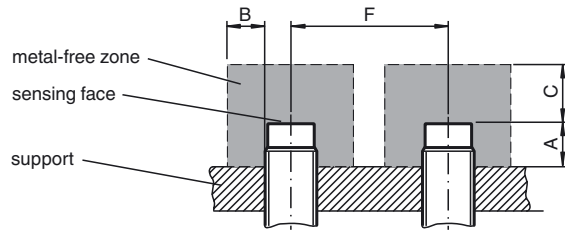
Standard conformity	
Standards	EN 60947-5-2:2007 IEC 60947-5-2:2007

Approvals and certificates

UL approval	cULus Listed, General Purpose
CSA approval	cCSAus Listed, General Purpose
CCC approval	Certified by China Compulsory Certification (CCC)

Release date: 2012-08-28 15:00 Date of issue: 2012-08-28 037645_eng.xml

Installation conditions



Release date: 2012-08-28 15:00 Date of issue: 2012-08-28 037645_eng.xml