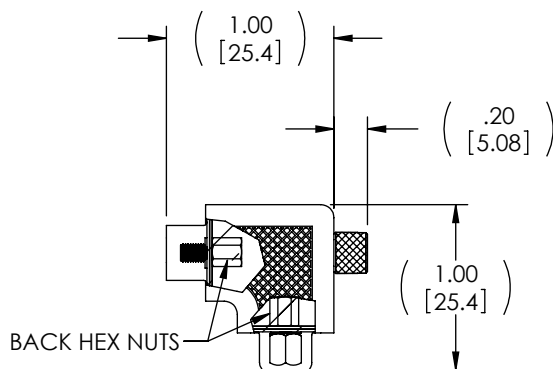
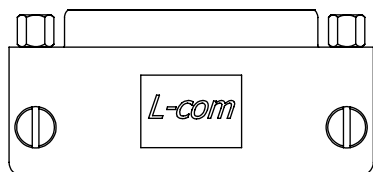
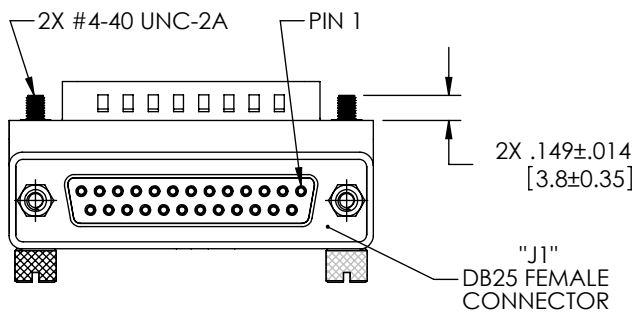
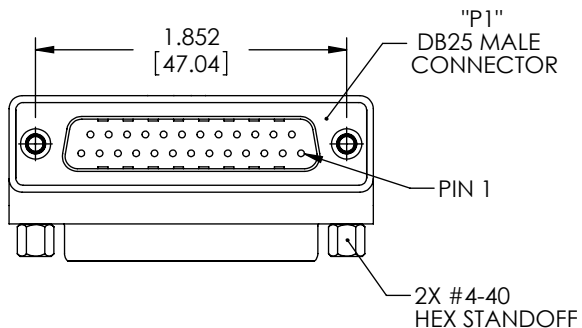
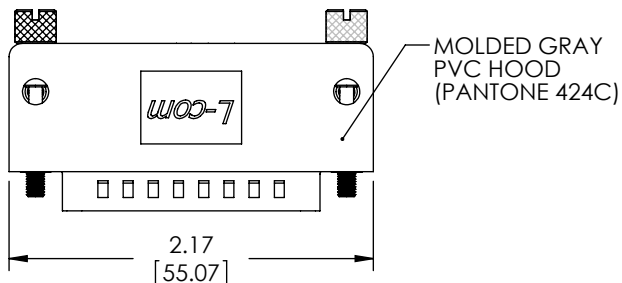


THE INFORMATION CONTAINED IN THIS DRAWING IS THE SOLE PROPERTY OF L-COM, INC. ANY REPRODUCTION IN PART OR WHOLE WITHOUT THE WRITTEN PERMISSION OF L-COM, INC. IS PROHIBITED.

REVISIONS			
REV	DESCRIPTION	DATE	APPROVED
A	INITIAL RELEASE	8/22/05	J. KIEZULAS
B	ECN 4271: CN RELEASE	12/22/09	D. CASTRO
C	ECN 4765: CH'G TOL. ON .149 DIM. FROM .010 [.25] TO .014 [.35]	5/21/10	D. CASTRO

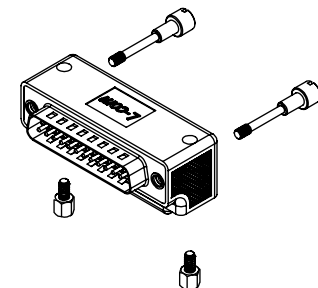
WIRING MAP

"P1"	"J1"
1	1
2	2
3	3
4	4
5	5
6	6
7	7
8	8
9	9
10	10
11	11
12	12
13	13
14	14
15	15
16	16
17	17
18	18
19	19
20	20
21	21
22	22
23	23
24	24
25	25
SHELL	SHELL

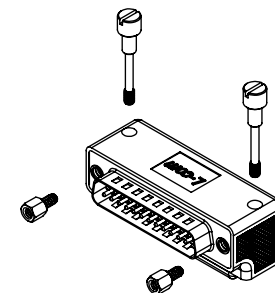


HARDWARE CONFIGURATIONS

STANDARD HARDWARE CONFIGURATION



ALTERNATE HARDWARE CONFIGURATION



NOTES:

- ADAPTOR SHALL BE TESTED FOR CONTINUITY.
- ADAPTOR SHALL BE INDIVIDUALLY PACKAGED IN ACCORDANCE WITH L-COM SPECIFICATION PS-0031.
- PRODUCT SHIPPED IN STANDARD HARDWARE CONFIGURATION SHOWN ABOVE AND IN EXPLODED VIEW.

UNLESS OTHERWISE SPECIFIED, DIMENSIONS ARE IN INCHES [mm] OVERALL CABLE LENGTH TOLERANCE: ≤12 [305] = +1 [25] / -0 >12 [305] ≤60 [1524] = +2 [51] / -0 >60 [1524] ≤120 [3048] = +4 [102] / -0 >120 [3048] ≤300 [7620] = +6 [152] / -0 >300 [7620] = +3% / -0%	APPROVALS	DATE
	DRAWN BY J. KIEZULAS	8/22/2005
	CHECKED BY D. PARHAM	8/22/2005
	APPROVED BY R. CARRICK	8/22/2005
ALL OTHER DIMENSIONAL TOLERANCES: .X = ±.2 .XX = ±.02 .XXX = ±.005	CONFIGURATION DETAILS OF UNDIMENSIONED FEATURES MAY VARY	
PROJECTION 	COLOR VARIATIONS MAY OCCUR	

L-com Global Connectivity		45 BEECHWOOD DRIVE NORTH ANDOVER, MA 01845	
CATEGORY DATA CABLING			
PRODUCT DESCRIPTION ADPT, DB25M/F RA ORIENTATION 1			
SIZE A	FSCM NO. 43321	DWG. NO. DG9025MF1	REV. C
SCALE: NONE		CAD FILE: DG9025MF1.SLDDRW	
			SHEET 1 OF 1