

External / In-building 5G/4G Stick Monopole Antenna

W1696/W1697/W1696-M - 617 to 3800 MHz (Several 5G FR1 bands)



Applications:

- Ⓜ Small form factor monopole
- Ⓜ 4G LTE/LTE-A, 5G NR
- Ⓜ LTE CAT 1M
- Ⓜ NB IoT
- Ⓜ CBRS US B48
- Ⓜ Gateways, Set Top boxes
- Ⓜ Telemetry, High speed data
- Ⓜ IoT and M2M solutions

Electrical Specifications @ 25°C - Operating Temperature -30°C to +85°C¹

Frequency Bands: 617-960/1710-2690/3400-3800 MHz

Antenna ² Type	Nominal Impedance	Return Loss	Radiation Pattern	Polarization	Power Withstanding
Monopole	50Ω	per below	Omni	Linear	5W
Frequency		617-960 MHz	1710-2690 MHz	3400-3800 MHz	
Return Loss		<-5 dB	<-5 dB	<-4 dB	
Peak Gain		>-0.5 dBi	>1 dBi	>0 dBi	
Efficiency		40%	45%	30%	

Mechanical Specifications

Orderable PN: W1696, W1696-M, W1697

Part Number	Size (Length * Dia)	Color	Weight	Connector Type	Ingress Protection
W1696	49.6 * 10	Black	7.5grms	SMA Male	IP42
W1697	49.6 * 10	Black	7.5grms	RP - SMA Male	IP42
W1696-M	50 * 12	Black	7.8grms	SMA Male	IP65

Notes:

1. Storage Temperature: -30°C to 85°C
2. Measured on 305mm (12") SQ ground plane
3. LTP600/71DMN comes in black for white add the suffix W and PN becomes LT600/71DMNW
4. 15.9mm (0.625") hole required

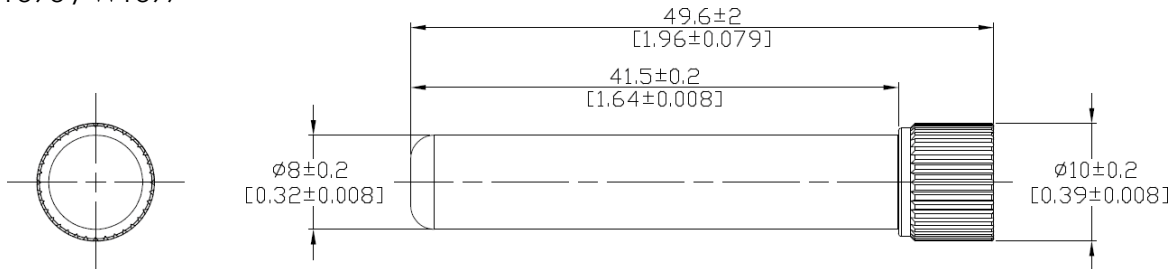
External / In-building 5G/4G Stick Monopole Antenna

W1696/W1697/W1696-M - 617 to 3800 MHz (Several 5G FR1 bands)

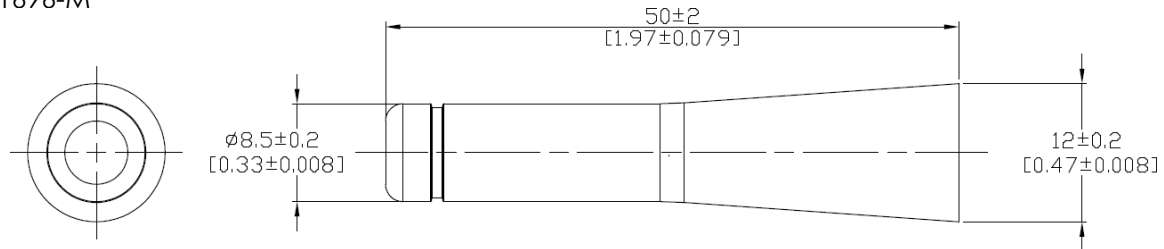
Mechanical

W1696/W1697/W1696-M

W1696 / W1697



W1696-M



Packaging Info:

1 pcs antenna per PE bag
24 pcs PE bags per tray
14 pcs trays per package box (2 pcs empty tray)
288 pcs antenna per package
Package box: 460mm*235mm*140mm

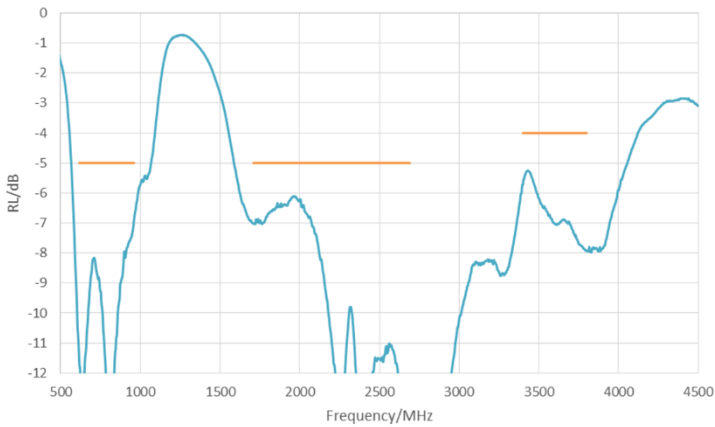
Dimensions: $\frac{\text{Inches}}{\text{mm}}$

Unless otherwise specified,
all tolerances are $\pm \frac{.010}{0.25}$

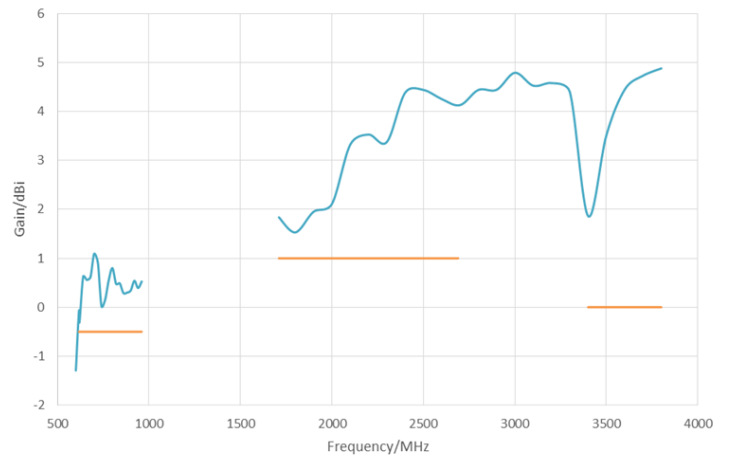
Charts

W1697/W1 W1696696-M

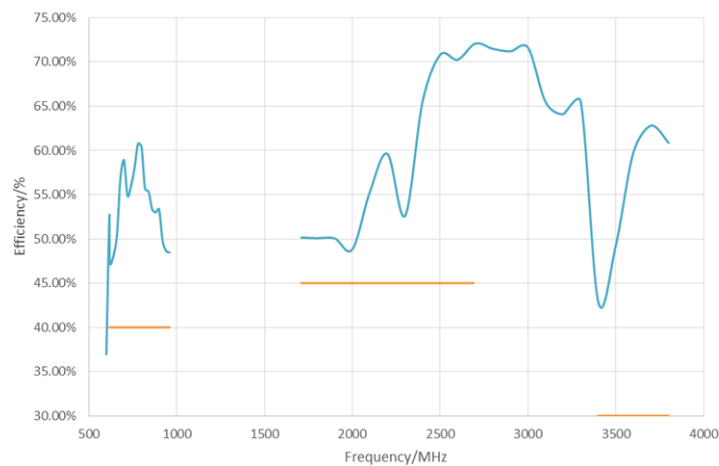
Return Loss vs Frequency



Peak Gain vs Frequency



Radiation Efficiency vs Frequency

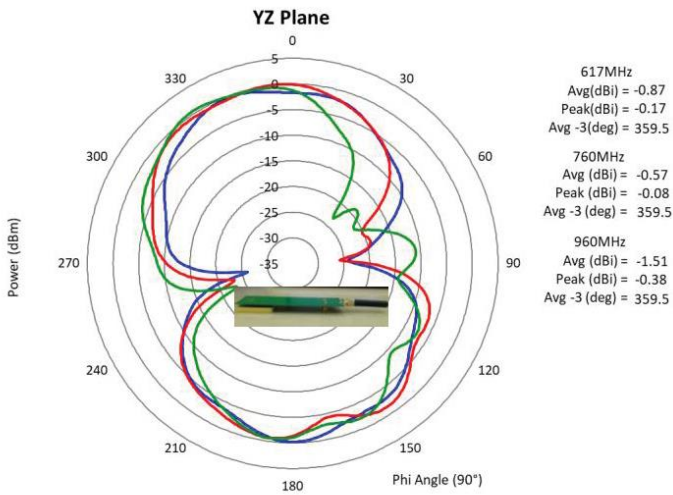
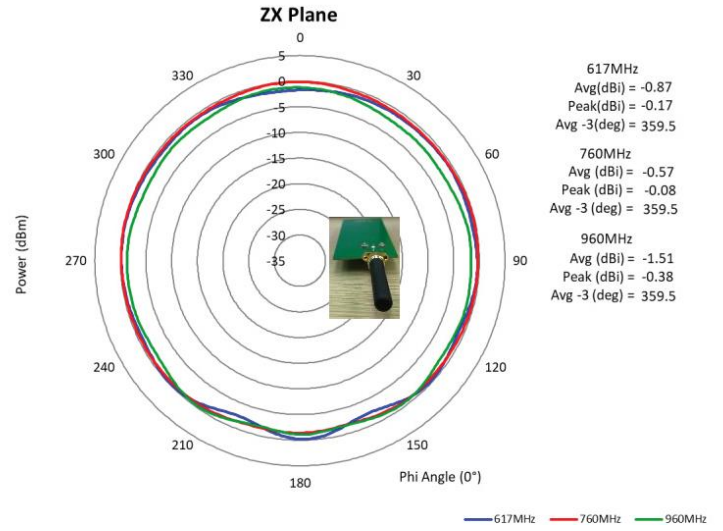
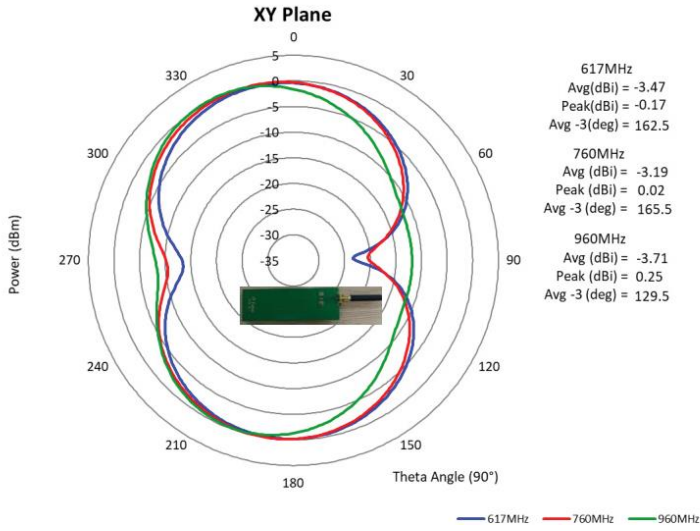


External / In-building 5G/4G Stick Monopole Antenna

W1696/W1697/W1696-M - 617 to 3800 MHz (Several 5G FR1 bands)

Free Space Radiation Pattern

617MHz - 960MHz

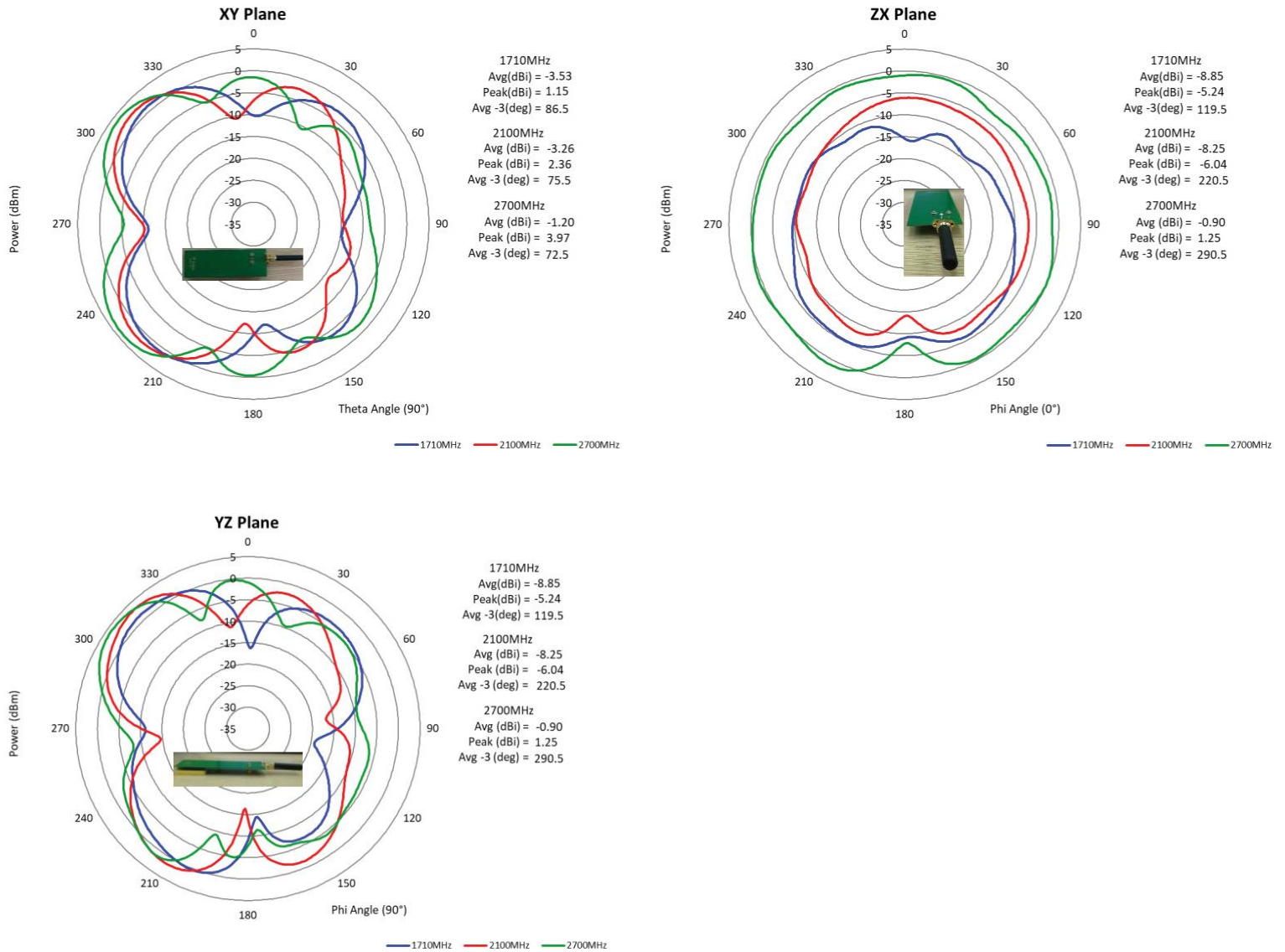


External / In-building 5G/4G Stick Monopole Antenna

W1696/W1697/W1696-M - 617 to 3800 MHz (Several 5G FR1 bands)

Free Space Radiation Pattern

1710MHz - 2690MHz

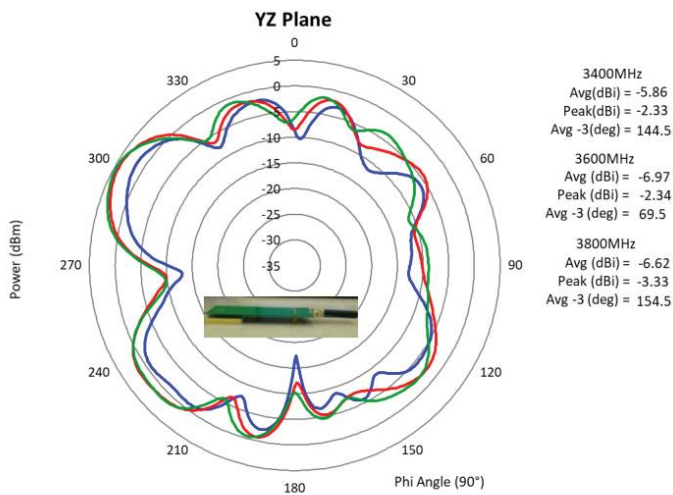
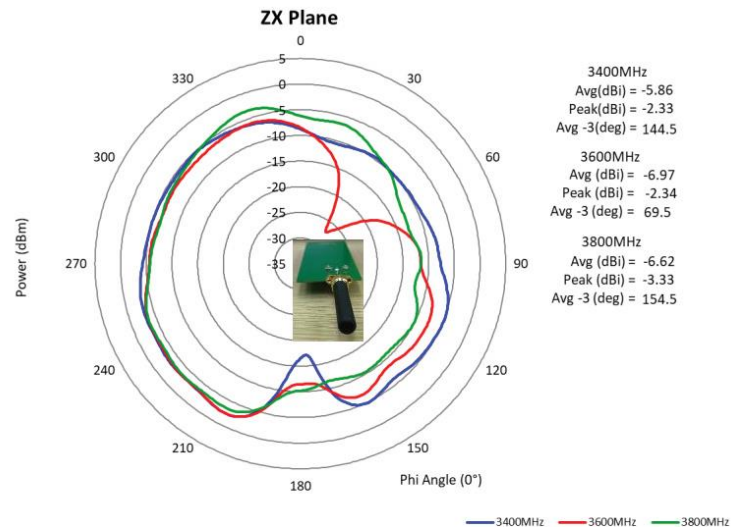
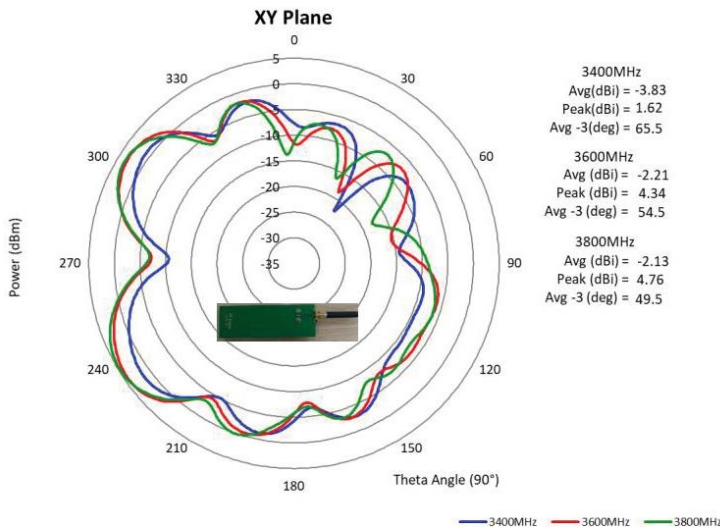


External / In-building 5G/4G Stick Monopole Antenna

W1696/W1697/W1696-M - 617 to 3800 MHz (Several 5G FR1 bands)

Free Space Radiation Pattern

3400MHz - 3800MHz



For More Information:

Americas - antennas.us@pulseelectronics.com | Europe - antennas.eu@pulseelectronics.com | Asia - antennas.as@pulseelectronics.com | Questions? +1-800-ANTENNA

Performance warranty of products offered on this data sheet is limited to the parameters specified. Data is subject to change without notice. Other brand and product names mentioned herein may be trademarks or registered trademarks of their respective owners. © Copyright, 2020. Pulse Electronics, Inc. All rights reserved.