




KUT4-2X2 - Product Details

General Information

Company	Elmex Group
Product Category	Terminal Blocks
Product Group	Multi Conductor Terminal Blocks
Connection Method	Screw Connection

Product Data

Product Name	KUT4-2X2
Product Image	
Line Diagram	
Short Description	Multi Conductor Terminal Block - Screw Connection
Full Description	Terminal Type - KUT4-2X2 , Multi Conductor Feed-through terminal block, nominal voltage: 800 V, nominal current: 24 A, connection method: Screw connection, number of connections: 4, cross section: 0.5 mm ² - 4 mm ² , width: 6 mm , length: 67 mm , height : 53 mm , mounting type: NS 35/7.5, NS 35/15 , NS 32/15
Approvals	
Standard Colour	Gray
Colour Variants	Black , Blue , Green , Khakhi , Red , Yellow ,

Key Commercial Data

Standard Weight	1.83 Kg
Weight per Piece (excluding packing)	17 g
Packing Unit	100 pc
Minimum Order Quantity	100 pc
GTIN Number	85389000
Country Of Origin	INDIA

Technical Data - General

Number of levels	1
------------------	---

Number of connections	4
Potentials	1
Nominal cross section	4 mm ²
Insulating Material	Polyamide 6 , 6
Clamping Material	CRCA
Flammability rating acc. to UL 94	V0/V2
Area of application	
Rated surge voltage	8 kV
Degree of pollution	3
Overvoltage category	III
Maximum power dissipation for nominal condition	1.02 W
Nominal Current I _N	24 A
Nominal Voltage U _N	800 V
Open side panel	Yes
Back of the hand protection	Guaranteed
Finger Protection	Guaranteed
Result Of Surge Voltage Test	Test passed
Surge Voltage Test Setpoint	9.8 kV
Result of power-frequency withstand voltage test	Test passed
Power frequency withstand voltage setpoint	2 kV
Result of the test for mechanical stability of terminal points	Test passed
Result of bending test	Test passed
Bending test rotation speed	9
Bending test turns	135
Bending test conductor cross section/weight	0.5 mm ² / 0.3 kg , 4 mm ² / 0.9 kg
Tensile test result	Test passed
Conductor cross section tensile test	0.5 mm ²
Tractive force setpoint	20 N
Conductor cross section tensile test	4 mm ²
Tractive force setpoint	60 N
Result of tight fit on support	Test passed
Tight fit on carrier	NS 32/NS 35
Setpoint	1
Result of voltage-drop test	Test passed
Requirements, voltage drop	<=3.2 mV
Result of temperature-rise test	Test passed
Short circuit stability result	Test passed

Conductor cross section short circuit testing	4 mm ²
Short-time current	0.48 kA


Dimensions

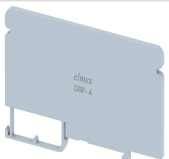
Width	6 mm	0.24 inch
End cover width	1.5 mm	0.06 inch
Length	67 mm	2.64 inch
Height	53 mm	2.09 inch
Height NS 35/7,5	54.2 mm	2.13 inch
Height NS 35/15	62 mm	2.44 inch
Height NS 32/15	58.9 mm	2.32 inch


Connection Data

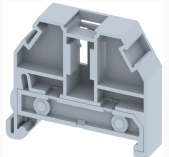



Screw thread	M3
Stripping length	12 mm
Tightening torque, min	0.5 Nm
Tightening torque, max	0.55 Nm
Connection in acc. with standard	IEC 60947-7-1
Conductor cross section solid min	0.5 mm ²
Conductor cross section solid max	4 mm ²
Conductor cross section flexible min	0.5 mm ²
Conductor cross section flexible max	4 mm ²
Conductor cross section flexible, with ferrule without plastic sleeve min	0.5 mm ²
Conductor cross section flexible, with ferrule without plastic sleeve max	4 mm ²
Conductor cross section flexible, with ferrule with plastic sleeve min	0.5 mm ²
Conductor cross section flexible, with ferrule with plastic sleeve max	4 mm ²
Internal cylindrical Gauge	A4

Product Accessories










End Cover				
KPMD4	Height	42.40 mm	1.67 inch	
	Width	1.50 mm	0.06 inch	
	Length	67.00 mm	2.64 inch	



Partition Plate				
DBF-4	Height Thickness Length	45.40 mm 3.00 mm 90.00 mm	1.79 inch 0.12 inch 3.54 inch	

Cover Profile				
PCPDBF-4	Height Thickness Length	13.10 mm 1.00 mm 95.00 mm	0.52 inch 0.04 inch 3.74 inch	

End Clamp				
DCKN	Height Width Length	33.00 mm 6.00 mm 43.50 mm	1.30 inch 0.24 inch 1.71 inch	
DCKN10	Height Width Length	33.00 mm 10.00 mm 43.50 mm	1.30 inch 0.39 inch 1.71 inch	
SCKN	Height Width Length	35.50 mm 8.00 mm 50.60 mm	1.40 inch 0.31 inch 1.99 inch	
SCUDD	Height Width Length	50.00 mm 10.00 mm 55.50 mm	1.97 inch 0.39 inch 2.19 inch	
SCUN	Height Width Length	35.50 mm 9.50 mm 50.60 mm	1.40 inch 0.37 inch 1.99 inch	
SCUSL	Height Width Length	41.00 mm 8.00 mm 47.50 mm	1.61 inch 0.31 inch 1.87 inch	

Fixed Bridge				
CCLA4N				

Insertion Bridge				
SLC4N	Pitch	6.00 mm	0.24 inch	
Switching Jumper				
LSR6N				
RSLDD				
Marker For Terminal Blocks				
LABEL KN6.5	Width	6.70 mm	0.26 inch	
Marker carriers				
DCKNMLH	Height Width Length	45.50 mm 6.00 mm 43.50 mm	1.79 inch 0.24 inch 1.71 inch	
SCKNMLH	Height Width Length	45.50 mm 8.00 mm 48.00 mm	1.79 inch 0.31 inch 1.89 inch	
SCUNMLH	Height Width Length	53.50 mm 8.00 mm 50.60 mm	2.11 inch 0.31 inch 1.99 inch	
DIN Rail Perforated				
CHKDS	Height Width Thickness	15.00 mm 35.00 mm 1.50 mm	0.59 inch 1.38 inch 0.06 inch	
CHKS	Height Width Thickness	7.50 mm 35.00 mm 1.00 mm	0.30 inch 1.38 inch 0.04 inch	

DIN Rail Perforated				
CHS	Height Width Thickness	15.00 mm 32.00 mm 1.50 mm	0.59 inch 1.26 inch 0.06 inch	
DIN Rail, Unperforated				
CHK	Height Width Thickness	7.50 mm 35.00 mm 1.00 mm	0.30 inch 1.38 inch 0.04 inch	
CHKD	Height Width Thickness	15.00 mm 35.00 mm 1.00 mm	0.59 inch 1.38 inch 0.04 inch	
End Cap				
CHKENDCAP	Height Width Length	14.00 mm 9.00 mm 41.50 mm	0.55 inch 0.35 inch 1.63 inch	