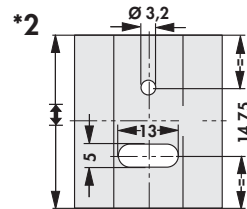
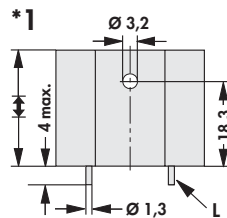
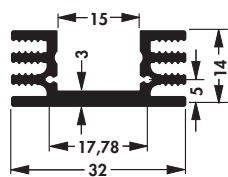
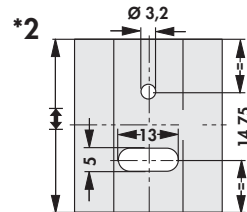
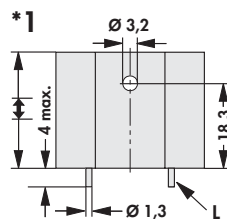
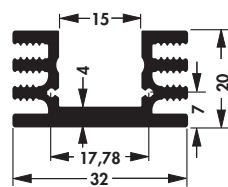


## Extruded heatsinks for PCB mounting

- for semiconductor screw-mounting
- hole pattern is centered to the total length of the heatsink
- special lengths and drillings on request
- \*1 = versions with solder pins; \*2 = versions without solder pins
- L = solderable pins



art. no.	l [mm]	R <sub>th</sub> [K/W]	ϕ	version
<b>SK 75 25 STS TO 220</b>	25.0	12.5	TO 220 / *1	with solder pins
<b>SK 75 37,5 STS TO 220</b>	37.5	10.0	TO 220 / *1	with solder pins
<b>SK 75 50 STS TO 220</b>	50.0	8.5	TO 220 / *1	with solder pins
<b>SK 75 25</b>	25.0	12.5	—	without solder pins
<b>SK 75 25 TO 220</b>	25.0	12.5	TO 220 / *2	without solder pins
<b>SK 75 37,5</b>	37.5	10.0	—	without solder pins
<b>SK 75 37,5 TO 220</b>	37.5	10.0	TO 220 / *2	without solder pins
<b>SK 75 50</b>	50.0	8.5	—	without solder pins
<b>SK 75 50 TO 220</b>	50.0	8.5	TO 220 / *2	without solder pins
<b>SK 75 75</b>	75.0	7.0	—	without solder pins
<b>SK 75 1000</b>	1000.0	—	—	without solder pins



art. no.	l [mm]	R <sub>th</sub> [K/W]	ϕ	version
<b>SK 76 25 STS TO 220</b>	25.0	10.0	TO 220 / *1	with solder pins
<b>SK 76 37,5 STS TO 220</b>	37.5	8.0	TO 220 / *1	with solder pins
<b>SK 76 50 STS TO 220</b>	50.0	7.0	TO 220 / *1	with solder pins
<b>SK 76 25</b>	25.0	10.0	—	without solder pins
<b>SK 76 25 TO 220</b>	25.0	10.0	TO 220 / *2	without solder pins
<b>SK 76 37,5</b>	37.5	8.0	—	without solder pins
<b>SK 76 37,5 TO 220</b>	37.5	8.0	TO 220 / *2	without solder pins
<b>SK 76 50</b>	50.0	7.0	—	without solder pins
<b>SK 76 50 TO 220</b>	50.0	7.0	TO 220 / *2	without solder pins
<b>SK 76 75</b>	75.0	5.9	—	without solder pins
<b>SK 76 1000</b>	1000.0	—	—	without solder pins
<b>surface:</b>	black anodised			