

**THREADED BODY**

Die-cast zinc alloy with protective surface treatment.

**PLUNGER**

Zinc-plated steel.

**LOCKING NUT**

Black-oxide steel.

**LEVER**

High-resilience polyamide based (PA) technopolymer, black colour, matte finish.

**STANDARD EXECUTIONS**

- **GN 612.8-A:** without locking nut.
- **GN 612.8-AK:** with locking nut.

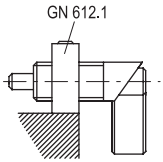
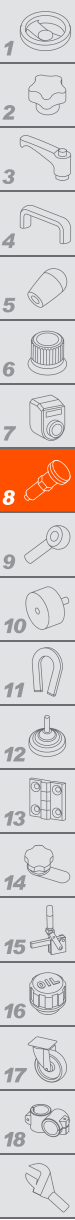
**FEATURES AND APPLICATIONS**

GN 612.8 lever indexing plungers are used when the plunger must be retracted quickly.

By rotating the lifting lever by 180°, the plunger stops in the retracted position. The lever is kept in this position by a notch.

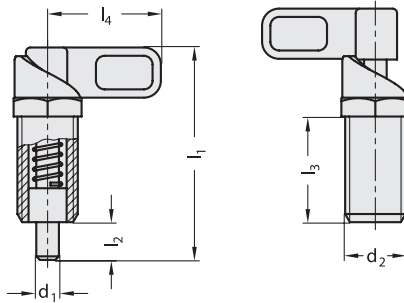
**ACCESSORIES**

To optimize the use of GN 612.8 lever indexing plungers have been designed flanges of assembly GN 612.1 (see page 780).



**GN 612.8-A**

**GN 612.8-AK**



**GN 612.8-A**

Code	Description	d1 Plunger -0.05 Hole +0.10 +0.05	d2	l1	l2	l3	l4	sw	Spring preload [N]	Spring max load [N]	⚖️
GN.34418	GN 612.8-6-M16x1.5-A	6	M16x1.5	56.5	10	28	30	18	11	30	45
GN.34419	GN 612.8-8-M16x1.5-A	8	M16x1.5	56.5	10	28	30	18	11	30	50
GN.34421	GN 612.8-10-M16x1.5-A	10	M16x1.5	56.5	10	28	30	18	11	30	50
GN.34420	GN 612.8-8-M20x1.5-A	8	M20x1.5	69.5	12	36	37	22	20	56	95
GN.34422	GN 612.8-10-M20x1.5-A	10	M20x1.5	69.5	12	36	37	22	20	56	100
GN.34423	GN 612.8-12-M20x1.5-A	12	M20x1.5	69.5	12	36	37	22	20	56	100

**GN 612.8-AK**

GN.34424	GN 612.8-6-M16x1.5-AK	6	M16x1.5	56.5	10	28	30	18	11	30	65
GN.34425	GN 612.8-8-M16x1.5-AK	8	M16x1.5	56.5	10	28	30	18	11	30	50
GN.34427	GN 612.8-10-M16x1.5-AK	10	M16x1.5	56.5	10	28	30	18	11	30	65
GN.34426	GN 612.8-8-M20x1.5-AK	8	M20x1.5	69.5	12	36	37	22	20	56	130
GN.34428	GN 612.8-10-M20x1.5-AK	10	M20x1.5	69.5	12	36	37	22	20	56	130
GN.34429	GN 612.8-12-M20x1.5-AK	12	M20x1.5	69.5	12	36	37	22	20	56	130