


Gegenmuttern (Whitworth-Rohrgewinde)









Hinweis: Ab Gewindegröße 1 1/2" werden die Muttern nach Wahl des Herstellers entweder mit 6-Kant oder 8-Kant ausgeführt.

Typ	SW	Typ	SW	Gewinde	Typ	SW	Typ	SW	Gewinde
MS vernickelt		Messing			V4A 		Temperguss verzinkt		
GM 18 MSV	14	GM 18 MS	14	G 1/8"	GM 18 ES	19	GM 18 ST**	19	Rp 1/8"
GM 14 MSV	16	GM 14 MS	17	G 1/4"	GM 14 ES	22	GM 14 ST	22	Rp 1/4"
GM 38 MSV	19	GM 38 MS	22	G 3/8"	GM 38 ES	27	GM 38 ST	26	Rp 3/8"
GM 12 MSV	24	GM 12 MS	25	G 1/2"	GM 12 ES	32	GM 12 ST	33	Rp 1/2"
GM 34 MSV	30	GM 34 MS	32	G 3/4"	GM 34 ES	36	GM 34 ST	37	Rp 3/4"
GM 10 MSV	38	GM 10 MS	38	G 1"	GM 10 ES	46	GM 10 ST	47	Rp 1"
---	---	GM 114 MS	50	G 1 1/4"	GM 114 ES*	52	GM 114 ST	56	Rp 1 1/4"
---	---	GM 112 MS	60	G 1 1/2"	GM 112 ES*	58	GM 112 ST	61	Rp 1 1/2"
---	---	GM 20 MS	70	G 2"	GM 20 ES*	72	GM 20 ST	77	Rp 2"
---	---	---	---	G 2 1/2"	GM 212 ES*	90	GM 212 ST	97	Rp 2 1/2"
---	---	---	---	G 3"	GM 30 ES*	102	GM 30 ST	105	Rp 3"
---	---	---	---	G 4"	GM 40 ES*	128	---	---	Rp 4"



* Werkstoff: 1.4408, ** Werkstoff: Stahl verzinkt



Sechskant-Gegenmuttern (metrisches Gewinde)

Typ	SW	Typ	SW	Gewinde	Typ	SW	Typ	SW	Gewinde
MS vernickelt		Messing 			V4A 		Stahl verzinkt		
---	---	---	---		GM 4 ES	7	GM 4 ST	7	M 4
---	---	---	---		GM 6 ES	10	GM 6 ST	10	M 6
---	---	---	---		GM 8 ES	13	GM 8 ST	13	M 8
GM 101 MSV	13	---	---		GM 101 ES	17	GM 101 ST	17	M 10 x 1
---	---	---	---		GM 10125 ES	17	GM 10125 ST	17	M 10 x 1,25
---	---	---	---		---	---	GM 1015 ST	17	M 10
GM 12075 MSV	15	---	---		GM 12075 ES	14	---	---	M 12 x 0,75
GM 121 MSV	17	---	---		GM 121 ES	19	GM 121 ST	19	M 12 x 1
---	---	---	---		GM 12125 ES	19	GM 12125 ST	19	M 12 x 1,25
---	---	---	---		---	---	GM 12175 ST	19	M 12
---	---	---	---		GM 1615 ES	24	GM 1615 ST	24	M 16 x 1,5
---	---	---	---		---	---	GM 162 ST	24	M 16
GM 181 MSV	22	---	---		GM 181 ES	21	GM 181 ST	27	M 18 x 1
---	---	---	---		---	---	GM 1815 ST	27	M 18 x 1,5
GM 201 MSV	24	---	---		---	---	---	---	M 20 x 1
GM 2015 MSV	22	---	---		GM 2015 ES	30	GM 2015 ST	30	M 20 x 1,5
---	---	---	---		GM 2215 ES	32	GM 2215 ST	32	M 22 x 1,5
GM 2415 MSV	27	---	---		---	---	---	---	M 24 x 1,5
---	---	---	---		---	---	GM 242 ST	36	M 24 x 2
---	---	---	---		---	---	GM 2615 ST	36	M 26 x 1,5
---	---	---	---		GM 272 ES	41	GM 272 ST	41	M 27 x 2
GM 2815 MSV	36	GM 2815 MS	36		GM 2815 ES 	36	---	---	M 28 x 1,5
---	---	---	---		GM 3015 ES	46	---	---	M 30 x 1,5
---	---	---	---		---	---	GM 302 ST	46	M 30 x 2
GM 342 MSV 	41	GM 342 MS	41		GM 342 ES 	41	---	---	M 34 x 2
---	---	---	---		GM 362 ES	55	GM 362 ST	55	M 36 x 2
---	---	---	---		GM 3815 ES*	---	---	---	M 38 x 1,5
---	---	GM 422 MS	50		GM 422 ES 	50	GM 422 ST	65	M 42 x 2
---	---	---	---		GM 4515 ES*	55	---	---	M 45 x 1,5
---	---	---	---		---	---	GM 482 ST	75	M 48 x 2
---	---	GM 492 MS	55		GM 492 ES 	55	---	---	M 49 x 2
---	---	---	---		---	---	GM 522 ST	65	M 52 x 2
---	---	GM 542 MS	60		GM 542 ES 	60	---	---	M 54 x 2
---	---	---	---		GM 5515 ES	70	---	---	M 55 x 1,5
---	---	---	---		GM 602 ES	90	---	---	M 60 x 2

* Nutmutter nach DIN 1804, Werkstoff V2A



Alle Angaben verstehen sich als unverbindliche Richtwerte! Für nicht schriftlich bestätigte Datenauswahl übernehmen wir keine Haftung. Druckangaben beziehen sich, soweit nicht anders angegeben, auf Flüssigkeiten der Gruppe II bei +20°C.