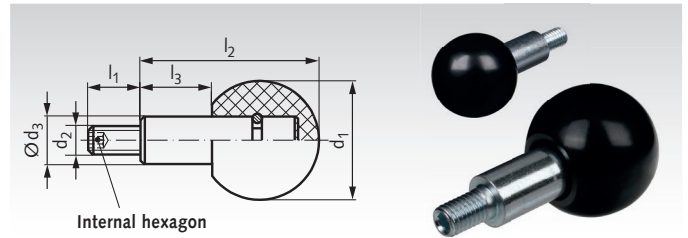


Revolving Ball Knobs 3192 with Gear Lever Handle

Material: Duroplast PF31, black, glossy finish.
Bolt: Steel, zinc-plated.

Use: Instead of revolving handles, e.g. for handwheels and hand cranks. Revolving ball knobs have the same connecting dimensions as handles DIN 39 and DIN 98 page 849.



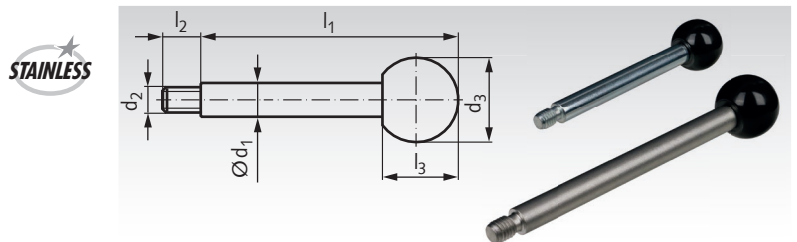
Ordering Details: e.g.: Product No. 664 525 00, Revolving Ball Knob 3192, 25 mm

Product No.	d ₁ mm	d ₂ mm	d ₃ mm	l ₁ mm	l ₂ mm	l ₃ mm	Weight g
664 525 00	25	M6	10	11	37,5	15	28
664 532 00	32	M8	13	13	48	19	62
664 540 00	40	M10	16	14	61	24	117
664 550 00	50	M12	20	21	78	31	237

Gear Lever Handles 209 with Ball Knob DIN 319

Material: Lever: Steel zinc-plated or stainless steel 1.4305 (AISI 303) matt.
Ball knob: Plastic duroplast PF31, black, glossy finish.

The knob is screwed on.



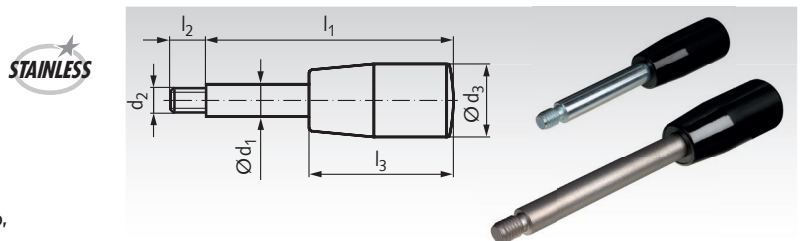
Ordering Details: e.g.: Product No. 666 066 00, Handle 209 with Ball Knob, zinc-plated, 8 mm

Product No. Zinc-Plated	Product No. Stainless	d ₁ mm	d ₂ mm	d ₃ mm	l ₁ mm	l ₂ mm	l ₃ mm	Weight g
666 066 00	666 990 06	8	M6	20	80	9	18	36
666 067 00	666 990 07	8	M6	20	100	9	18	40
666 068 00	666 990 08	10	M8	25	100	11	22,5	63
666 069 00	666 990 09	10	M8	25	125	11	22,5	78
666 070 00	666 990 10	12	M10	32	125	14	29	123
666 071 00	666 990 11	12	M10	32	160	14	29	154
666 072 00	666 990 12	14	M12	35	160	16	32,5	202
666 073 00	666 990 13	14	M12	35	200	16	32,5	250
666 074 00	-	16	M14	40	200	18	37	331
666 075 00	-	16	M14	40	250	18	37	410

Gear Lever Handles 209 with Cylindrical Grip

Material: Lever: Steel zinc-plated or stainless steel 1.4305 (AISI 303) matt.
Cylindrical grip: Plastic duroplast PF31, black, glossy finish.

The grip is screwed on.



Ordering Details: e.g.: Product No. 666 166 00, Handle 209 with Cylindrical Grip, zinc-plated, 8mm

Product No. Zinc-Plated	Product No. Stainless	d ₁ mm	d ₂ mm	d ₃ mm	l ₁ mm	l ₂ mm	l ₃ mm	Weight g
666 166 00	666 991 06	8	M6	18	80	9	40	33
666 167 00	666 991 07	8	M6	18	100	9	40	44
666 168 00	666 991 08	10	M8	21	100	11	50	62
666 169 00	666 991 09	10	M8	21	125	11	50	78
666 170 00	666 991 10	12	M10	23	125	14	65	103
666 171 00	666 991 11	12	M10	23	160	14	65	133
666 172 00	666 991 12	14	M12	26	160	16	80	168
666 173 00	666 991 13	14	M12	26	200	16	80	216
666 174 00	-	16	M14	28	200	18	90	273
666 175 00	-	16	M14	28	250	18	90	352