

5-146850-1 ✓ ACTIVE

[AMPMODU](#) | [AMPMODU Headers](#)


TE Internal #: 5-146850-1

AMPMODU Headers, PCB Mount Header, Vertical, Board-to-Board, 10 Position, 2.54mm [.1in] Centerline, Breakaway, Tin, Printed Circuit Board

[View on TE.com >](#)



[Connectors](#) > [PCB Connectors](#) > [Board-to-Board Connectors](#) > [Board-to-Board Headers & Receptacles](#)



PCB Connector Assembly Type: **PCB Mount Header**

PCB Mount Orientation: **Vertical**

Connector System: **Board-to-Board**

Number of Positions: **10**

Centerline (Pitch): **2.54 mm [.1 in]**

Features

Product Type Features

PCB Connector Assembly Type	PCB Mount Header
Connector System	Board-to-Board
Header Type	Breakaway
Sealable	No
Connector & Contact Terminates To	Printed Circuit Board

Configuration Features

Number of Rows	1
Connector Contact Load Condition	Fully Loaded
PCB Mount Orientation	Vertical
Number of Positions	10
Board-to-Board Configuration	Parallel

Body Features

Connector Profile	Standard
-------------------	----------

Contact Features

Mating Square Post Dimension	.64 mm[.025 in]
	100 – 200 μ in
Contact Shape & Form	Square
Contact Underplating Material	Nickel



PCB Contact Termination Area Plating Material	Tin-Lead
Contact Base Material	Copper Alloy
Contact Mating Area Plating Material	Tin
Contact Mating Area Plating Material Thickness	2.54 – 5.08 µm[100 – 200 µin]
Contact Type	Pin
Contact Current Rating (Max)	3 A

Termination Features

Square Termination Post & Tail Dimension	.64 mm[.025 in]
Termination Post & Tail Length	2.79 mm[.11 in]
Termination Method to Printed Circuit Board	Through Hole - Solder

Mechanical Attachment

Mating Alignment	Without
PCB Mount Retention	Without
PCB Mount Alignment	Without
Connector Mounting Type	Board Mount

Housing Features

Centerline (Pitch)	2.54 mm[.1 in]
Housing Color	Black
Housing Material	Thermoplastic

Dimensions

PCB Thickness (Recommended)	1.6 mm[.063 in]
-----------------------------	-----------------

Usage Conditions

Housing Temperature Rating	High
Operating Temperature Range	-65 – 105 °C[-85 – 221 °F]

Operation/Application

Solder Process Feature	Board Standoff
Circuit Application	Signal

Industry Standards

Approved Standards	CSA LR7189, UL E28476
UL Flammability Rating	UL 94V-0

Packaging Features

Packaging Quantity	25000
--------------------	-------



Packaging Method

Package

Product Compliance

[For compliance documentation, visit the product page on TE.com>](#)

EU RoHS Directive 2011/65/EU	Compliant
EU ELV Directive 2000/53/EC	Compliant
China RoHS 2 Directive MIIT Order No 32, 2016	No Restricted Materials Above Threshold
EU REACH Regulation (EC) No. 1907/2006	Current ECHA Candidate List: JAN 2021 (211) Candidate List Declared Against: JUL 2019 (201) SVHC > Threshold: Not Yet Reviewed
Halogen Content	Low Halogen - Br, Cl, F, I < 900 ppm per homogenous material. Also BFR/CFR/PVC Free
Solder Process Capability	Pin-in-Paste capable to 260°C

Product Compliance Disclaimer

This information is provided based on reasonable inquiry of our suppliers and represents our current actual knowledge based on the information they provided. This information is subject to change. The part numbers that TE has identified as EU RoHS compliant have a maximum concentration of 0.1% by weight in homogenous materials for lead, hexavalent chromium, mercury, PBB, PBDE, DBP, BBP, DEHP, DIBP, and 0.01% for cadmium, or qualify for an exemption to these limits as defined in the Annexes of Directive 2011/65/EU (RoHS2). Finished electrical and electronic equipment products will be CE marked as required by Directive 2011/65/EU. Components may not be CE marked. Additionally, the part numbers that TE has identified as EU ELV compliant have a maximum concentration of 0.1% by weight in homogenous materials for lead, hexavalent chromium, and mercury, and 0.01% for cadmium, or qualify for an exemption to these limits as defined in the Annexes of Directive 2000/53/EC (ELV). Regarding the REACH Regulation, the information TE provides on SVHC in articles for this part number is based on the latest European Chemicals Agency (ECHA) 'Guidance on requirements for substances in articles' posted at this URL: <https://echa.europa.eu/guidance-documents/guidance-on-reach>

Compatible Parts



TE Part # 87175-2
01 LOCKING CLIP HSG SR .100CL




TE Part # 7-87499-2
01 MODIV HSG COMP SR .100CL


Also in the Series | [AMPMODU Headers](#)



Automotive Headers(10)



Board-to-Board Headers & Receptacles(7077)



PCB Connector Mounting(1)



PCB Connector Shrouds(1)




PCB Latches, Locks & Retainers(2)



Wire-to-Board Connector Assemblies & Housings(5)



Wire-to-Board Connector Contacts(66)



Wire-to-Board Headers & Receptacles (79)

Customers Also Bought



TE Part #1-5747871-3
D-Sub Plug Assembly: Standard, Vertical, Shell Size 1, 2.74mm




TE Part #103670-1
02 MTE HDR SRST LATCH W/HLDWN



TE Part #1-794070-0
20P MINI UMNL HDR W/DH SN LF



TE Part #1-794068-0
16P MINI UMNL HDR W/DH SN



TE Part #1-1318300-2
3.96 EP HDR ASSY 2P NAT/TUBE



TE Part #1-2176340-0
CRGCQ 0603 33R 5%



TE Part #1-770969-1
06P MINI UMNL R/A HDR ASSY LF



TE Part #1-794066-0
12P MINI UMNL HDR W/DH SN LF



TE Part #1-1649328-5
RT314024



TE Part #CF6052-000
BSTS-03X4FR

Documents



Product Drawings

[B/A REELED SRST HDR ASSY, SN](#)

English

CAD Files

[3D PDF](#)

3D

Customer View Model

[ENG_CVM_CVM_5-146850-1_E_c-5-146850-1-e.2d_dxf.zip](#)

English

Customer View Model

[ENG_CVM_CVM_5-146850-1_E_c-5-146850-1-e.3d_igs.zip](#)

English

Customer View Model

[ENG_CVM_CVM_5-146850-1_E_c-5-146850-1-e.3d_stp.zip](#)

English

By downloading the CAD file I accept and agree to the [Terms and Conditions](#) of use.

Datasheets & Catalog Pages

[AMPMODU_INTERCONNECTION_SYSTEM_SECTION5](#)

English

Agency Approvals

[UL Report](#)

English