



### Model Number

NBB0,8-5GM25-E2-V3

### Features

- Basic series
- 0.8 mm flush

### Accessories

#### BF 5

Mounting flange, 5 mm

#### V3-WM

Female connector, M8, 3-pin, field attachable

#### V3-GM

Female connector, M8, 3-pin, field attachable

#### V3-WM-2M-PUR

Cable socket, M8, 3-pin, PUR cable

## Technical Data

### General specifications

Switching function	Normally open (NO)
Output type	PNP
Rated operating distance	$s_n$ 0.8 mm
Installation	flush
Output polarity	DC
Assured operating distance	$s_a$ 0 ... 0.648 mm
Reduction factor $r_{Al}$	0.45
Reduction factor $r_{Cu}$	0.4
Reduction factor $r_{304}$	0.85
Output type	3-wire

### Nominal ratings

Operating voltage	$U_B$	10 ... 30 V
Switching frequency	$f$	0 ... 3000 Hz
Reverse polarity protection		reverse polarity protected
Short-circuit protection		pulsing
Voltage drop	$U_d$	$\leq 3$ V
Operating current	$I_L$	0.1 ... 100 mA
Off-state current	$I_r$	0 ... 0.1 mA
No-load supply current	$I_0$	$\leq 15$ mA
Switching state indicator		LED, yellow

### Functional safety related parameters

MTTF <sub>d</sub>	1402 a
Mission Time (T <sub>M</sub> )	20 a
Diagnostic Coverage (DC)	0 %

### Ambient conditions

Ambient temperature	-25 ... 70 °C (-13 ... 158 °F)
---------------------	--------------------------------

### Mechanical specifications

Connection type	Connector M8 x 1, 3-pin
Housing material	Stainless steel 1.4305 / AISI 303
Sensing face	PBT
Degree of protection	IP67

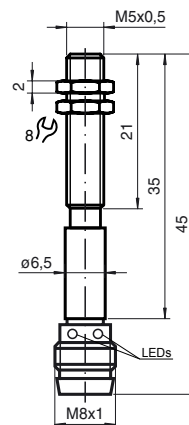
### Compliance with standards and directives

Standard conformity	
Standards	EN 60947-5-2:2007 IEC 60947-5-2:2007

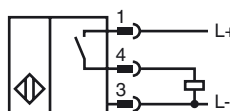
### Approvals and certificates

UL approval	cULus Listed, General Purpose
CSA approval	cCSAus Listed, General Purpose
CCC approval	CCC approval / marking not required for products rated $\leq 36$ V

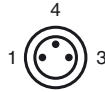
## Dimensions



## Electrical Connection



## Pinout



Wire colors in accordance with EN 60947-5-2

1		BN	(brown)
3		BU	(blue)
4		BK	(black)