



CONTACTOR RELAY, 3NO+1NC, DC 80V, SIZE S00, SCREW TERMINAL

product brand name		SIRIUS
Product designation		contactor relay

General technical data:

Insulation voltage		
<ul style="list-style-type: none"> with degree of pollution 3 Rated value 	V	690
Degree of pollution		3
Surge voltage resistance Rated value	kV	6
Mechanical service life (switching cycles)		
<ul style="list-style-type: none"> of the contactor typical 		30 000 000
<ul style="list-style-type: none"> of the contactor with added electronics-compatible auxiliary switch block typical 		5 000 000
<ul style="list-style-type: none"> of the contactor with added auxiliary switch block typical 		10 000 000
Protection class IP		
<ul style="list-style-type: none"> on the front 		IP20
Equipment marking		
<ul style="list-style-type: none"> acc. to DIN EN 61346-2 		K
<ul style="list-style-type: none"> acc. to DIN EN 81346-2 		K

Control circuit/ Control:

Type of voltage of the control supply voltage		DC
Control supply voltage for DC		
<ul style="list-style-type: none"> Rated value 	V	80
Operating range factor control supply voltage rated value of the magnet coil for DC		0.8 ... 1.1
Closing power of the magnet coil for DC	W	4

Holding power of the magnet coil for DC	W	4
---	---	---

Auxiliary circuit:

Number of NC contacts		
<ul style="list-style-type: none"> for auxiliary contacts 		1
<ul style="list-style-type: none"> — instantaneous contact 		1
Number of NO contacts		
<ul style="list-style-type: none"> for auxiliary contacts 		3
<ul style="list-style-type: none"> — instantaneous contact 		3
Product expansion Auxiliary switch		Yes
Identification number and letter for switching elements		31 E
Operating current at AC-15		
<ul style="list-style-type: none"> at 230 V Rated value 	A	10
<ul style="list-style-type: none"> at 400 V Rated value 	A	3
<ul style="list-style-type: none"> at 690 V Rated value 	A	1
Design of the miniature circuit breaker		
<ul style="list-style-type: none"> for short-circuit protection of the auxiliary circuit up to 230 V 		C characteristic: 6 A; 0.4 kA
Contact reliability of the auxiliary contacts		1 faulty switching per 100 million (17 V, 1 mA)

UL/CSA ratings:

Contact rating of the auxiliary contacts acc. to UL		A600 / Q600
--	--	-------------

Short-circuit:

Design of the fuse link		
<ul style="list-style-type: none"> for short-circuit protection of the auxiliary switch required 		fuse gL/gG: 10 A

Installation/ mounting/ dimensions:

mounting position		+/-180° rotation possible on vertical mounting surface; can be tilted forward and backward by +/- 22.5° on vertical mounting surface
Mounting type		screw and snap-on mounting onto 35 mm standard mounting rail
Height	mm	57.5
Width	mm	45
Depth	mm	73
Required spacing		
<ul style="list-style-type: none"> for grounded parts 		
<ul style="list-style-type: none"> — at the side 	mm	6
<ul style="list-style-type: none"> for live parts 		
<ul style="list-style-type: none"> — at the side 	mm	6

Connections/ Terminals:

Type of electrical connection		
--------------------------------------	--	--

<ul style="list-style-type: none"> • for auxiliary and control current circuit 		screw-type terminals
Type of connectable conductor cross-section <ul style="list-style-type: none"> • for auxiliary contacts <ul style="list-style-type: none"> — single or multi-stranded — finely stranded with core end processing • for AWG conductors for auxiliary contacts 		2x (0,5 ... 1,5 mm ²), 2x (0,75 ... 2,5 mm ²), 2x 4 mm ² 2x (0.5 ... 1.5 mm ²), 2x (0.75 ... 2.5 mm ²) 2x (20 ... 16), 2x (18 ... 14), 2x 12

Safety related data:

B10 value with high demand rate acc. to SN 31920 <ul style="list-style-type: none"> • Note 		1 000 000 With 0.3 x I _e
Proportion of dangerous failures <ul style="list-style-type: none"> • with low demand rate acc. to SN 31920 • with high demand rate acc. to SN 31920 	% %	40 73
Failure rate [FIT] with low demand rate acc. to SN 31920	FIT	100
T1 value for proof test interval or service life acc. to IEC 61508	y	20
Protection against electrical shock		finger-safe

Mechanical data:

Size of contactor		S00
--------------------------	--	-----

Ambient conditions:

Installation altitude at height above sea level maximum	m	2 000
Ambient temperature <ul style="list-style-type: none"> • during operation • during storage 	°C °C	-25 ... +60 -55 ... +80

Certificates/ approvals:

General Product Approval	Functional Safety/Safety of Machinery	Declaration of Conformity
--------------------------	---------------------------------------	---------------------------



[Type Examination](#)



Test Certificates	Shipping Approval
-------------------	-------------------

[Special Test Certificate](#)

[Type Test Certificates/Test Report](#)



Shipping Approval	other
-------------------	-------



[Environmental Confirmations](#)



Further information

Information- and Downloadcenter (Catalogs, Brochures,...)

<http://www.siemens.com/industrial-controls/catalogs>

Industry Mall (Online ordering system)

<http://www.siemens.com/industrymall>

Cax online generator

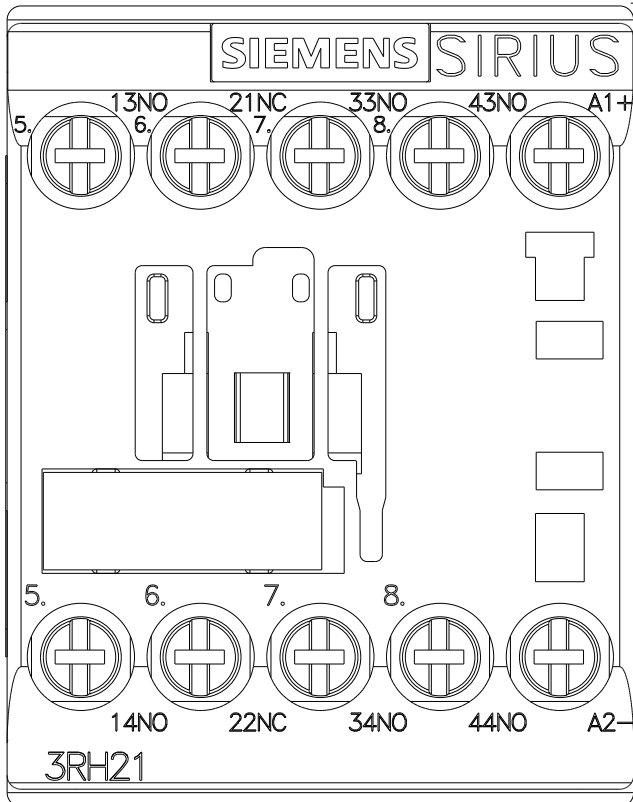
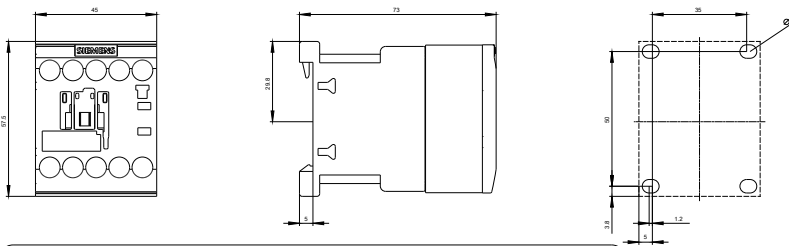
<http://support.automation.siemens.com/WW/CAXorder/default.aspx?lang=en&mfb=3RH21311BE80>

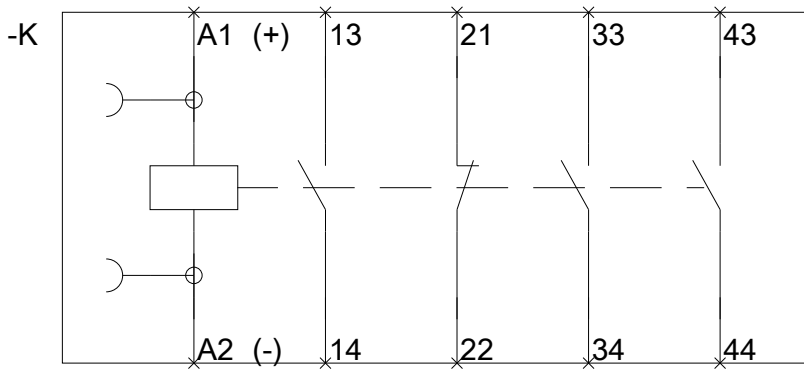
Service&Support (Manuals, Certificates, Characteristics, FAQs,...)

<http://support.automation.siemens.com/WW/view/en/3RH21311BE80/all>

Image database (product images, 2D dimension drawings, 3D models, device circuit diagrams, EPLAN macros, ...)

http://www.automation.siemens.com/bilddb/cax_de.aspx?mfb=3RH21311BE80&lang=en





last modified:

11.03.2015