


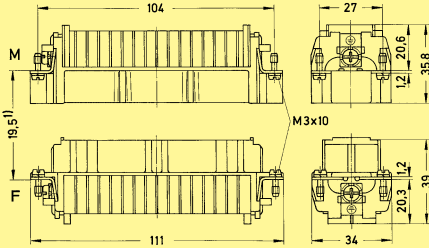


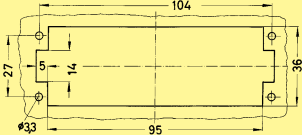


Number of contacts

64 +



Han
D/DD

Inserts

Identification	Series	Part number		Drawing	Dimensions in mm
		Male insert (M)	Female insert (F)		
<p>Crimp terminal</p> <p>Order crimp contacts separately (see Technical characteristics on page 02.04)</p> 	Han D®	09 21 064 3001	09 21 064 3101	 <p>1) Distance for contact max. 21 mm</p> <p>Contact arrangement view from termination side</p> 	
<p>Wrap terminal</p> <p>1 x 1 mm</p> 		09 21 064 2601	09 21 064 2701	<p>Panel cut out for inserts for use without hoods/housings</p> 	
<p>Coding pin</p> 				<p>09 33 000 9915</p>  <p>Use of the coding pin prevents incorrect mating to other connectors of the same type. The male pin should be omitted from the opposing cavity in the male insert.</p>	