

## START Panel IP54 UGR19 600x600


START PANEL IP54 MLTPWR U19 600 4450LM 840 GST18/3

0047045



### Product features

- START Panel IP54 is a range of recessed integrated LED panels for general indoor lighting applications such as breakout areas, offices and meeting rooms. With the help of DIP Switch multiple lumen outputs can be set up in 8 steps (13W 1625lm, 16W 2025lm, 19W 2450lm, 22W 2850lm, 26W 3350lm, 29W 3700lm, 32W 4100lm, 35W 4450lm). Max. drive current: 165mA; Max. power: 35W; Average lifespan: 100.000Hrs; 4000K; CRI 80; Efficacy up to: 127Lm/W; Fixture lumen up to: 4450lm; Glare control <19; IK03; IP54 (from the front); Class II; Wieland connector included



### PRODUCT OVERVIEW

Product name	START PANEL IP54 MLTPWR U19 600 4450LM 840 GST18/3
Technology	LED
Cap/Base	N/A
Housing	Steel
Mount	Ceiling recessed mounting
General application	Education, Office
ETIM Class	EC002892
Warranty	5 years
Fixture luminous flux (lm)	4450
Luminaire efficacy (lm/W)	127
Colour temperature (K)	4000
Light colour	Neutral White
CRI (Ra)	80
Colour Variation Initial (SDCM)	SDCM3
Beam Angle (°)	90
Glare control	< 19
Photobiological Risk Group	RG0
Total power consumption (W)	35
Electrical protection	Class II
Control gear type	Electronic ballast multiwatt
Dimmable	No
Dimming method	N/A
LED Flickering Rate	Ultra low (5% or less)
Housing colour	RAL 9016 - Traffic white / Bezel
IP rating	IP54/20
IK rating	IK03
Product EAN number	5410288470450

### DATA TABLE

#### General data

Product name	START PANEL IP54 MLTPWR U19 600 4450LM 840 GST18/3
--------------	--

## START Panel IP54 UGR19 600x600

START PANEL IP54 MLTPWR U19 600 4450LM 840 GST18/3

0047045

Technology	LED
Cap/Base	N/A
Housing	Steel
Mount	Ceiling recessed mounting
General application	Education, Office
Operating temperature range (°C)	-10°C...+40°C
Performance ambient temperature Tq (°C)	25
ETIM Class	EC002892
Warranty	5 years

### Optical data

Fixture luminous flux (lm)	4450
Luminaire efficacy (lm/W)	127
Colour temperature (K)	4000
Light colour	Neutral White
CRI (Ra)	80
Colour Variation Initial (SDCM)	SDCM3
Beam Angle (°)	90
Distribution type	Symmetric
Glare control	< 19
Photobiological Risk Group	RG0

### Electrical data

Total power consumption (W)	35
Mains voltage (V)	220-240V
Lamp power factor	0.95
THD (at 230 V, 50 Hz, full load, at 100% dimming level) xx.x %	16.0
Electrical protection	Class II
Control gear required	No
Control gear type	Electronic ballast multiwatt
No. Of switching cycles before premature failures	>100000
Transformer required	No
Dimmable	No
Dimming method	N/A
Drive current (mA)	165
Inrush Current (A)	22
Inrush Duration (µs)	250
Glow Wire Test (°C)	650
Energy Efficiency Class (A->G) of contained light source	D
Nominal Frequency (Hz)	50/60Hz
LED Flickering Rate	Ultra low (5% or less)
Max. Luminaires per 10A C Breaker	38
Max. Luminaires per 13A C Breaker	48
Max. Luminaires per 16A C Breaker	60
Max. Luminaires per 20A C Breaker	75
Max. Luminaires per 16A B Breaker	21

## START Panel IP54 UGR19 600x600

START PANEL IP54 MLTPWR U19 600 4450LM 840 GST18/3  
0047045

### Lifetime data

Lifespan L70 B50	100000
Lifespan L80 B20	71000

### Physical data

Housing colour	RAL 9016 - Traffic white / Bezel
IP rating	IP54/20
IK rating	IK03
Diffuser finish	Prismatic
Diffuser material	PC Polycarbonate
Nominal Product Length (mm)	595
Nominal Product Width (mm)	595
Nominal Product Height (mm)	65
Weight (kg)	2.95
Recessed Depth (mm)	100

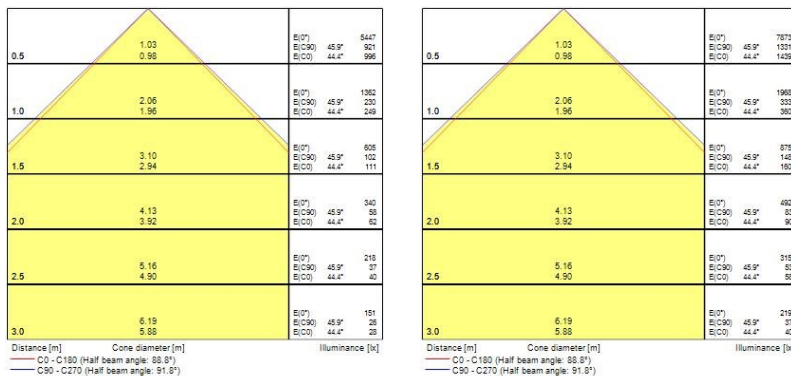
### Packaging

Single packaging type	Carton
Product EAN number	5410288470450
Packaging single length / height (cm)	63.0
Packaging single width (cm)	61.5
Packaging single depth (cm)	8.2
Packaging inner length / height (cm)	63.0
Packaging inner width (cm)	61.5
Packaging inner depth (cm)	8.2
DUN14 (outer)	05410288470450
Units per outer package	1
Packaging outer length / height (cm)	63.0
Packaging outer width (cm)	61.5
Packaging outer depth (cm)	8.2

### Safety data

Optimal operating condition (°C)	-10-40
----------------------------------	--------

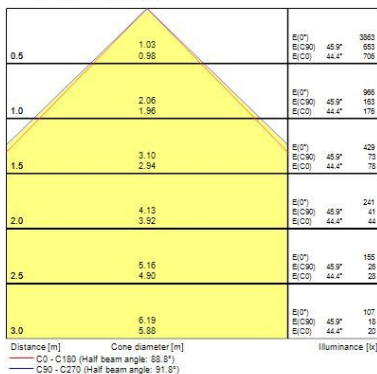
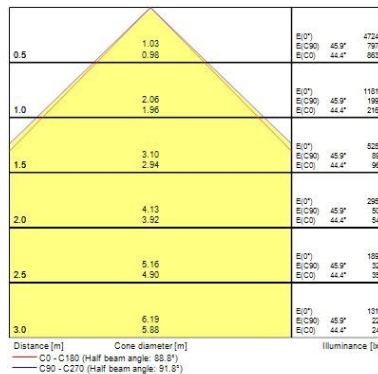
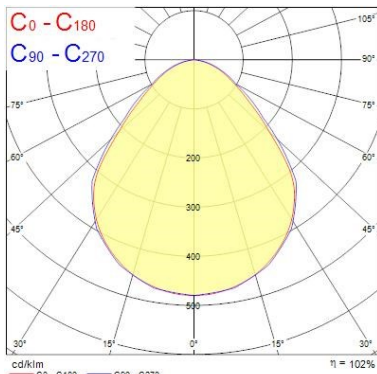
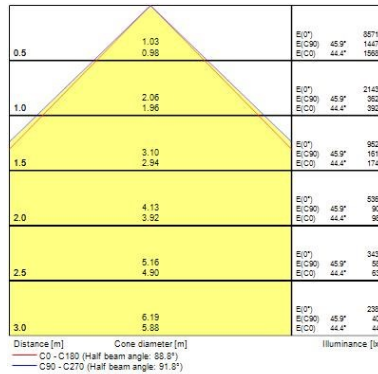
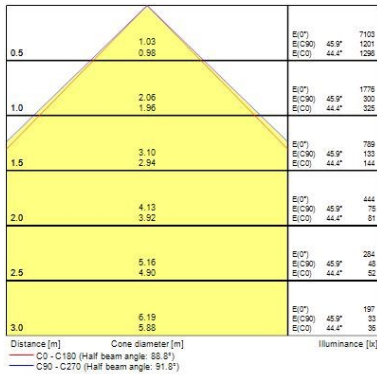
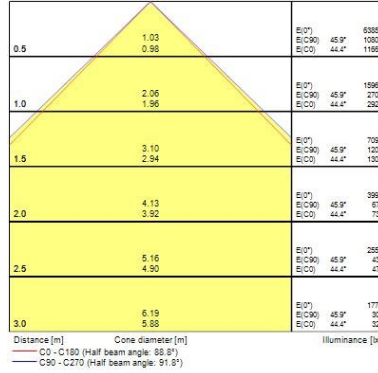
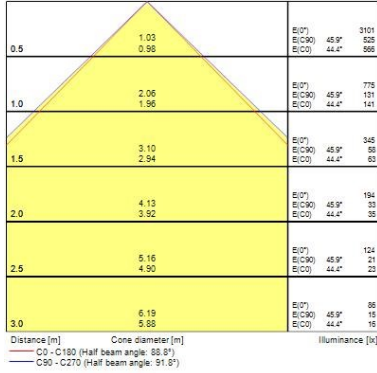
## PHOTOMETRY



## START Panel IP54 UGR19 600x600

### START PANEL IP54 MLTPWR U19 600 4450LM 840 GST18/3

### 0047045



## START Panel IP54 UGR19 600x600

*START PANEL IP54 MLTPWR U19 600 4450LM 840 GST18/3*

0047045

### TECHNICAL DRAWINGS

---

