MODULOHM A/S

Lowohm Resistors ..... Series: MI-A-1

R005-R01

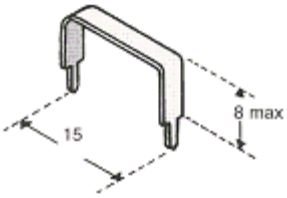

R015-R16

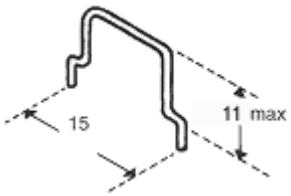

Metal Element

Description:

The resistors are produced from a suitable alloy in the form of a non-insulated band or wire. They require a minimum of space and are of minimal weight and of extremely low self-induction.

Type	Resistance	Max Load (W) 25°	Max Load (W) 70°	I (A/100mV)	Max Impuls (J)	Hole Diameter (mm)
MI-A-1	R005	2,4	1,6	20	30	2
	R0054	2,4	1,6	18,5	30	2
	R0068	2,2	1,5	15	28	2
	R01	2,0	1,1	10	21	2
	R015	1,5	0,7	6,7	14	1,3
	R022	1,2	0,6	4,5	8,4	1
	R033	1,2	0,6	3	7,3	1
	R047	1,2	0,6	2,1	5,7	0,8
	R068	1,0	0,6	1,5	3,9	0,8
	R1	1,0	0,6	1	2,4	0,8
	R13	1,0	0,6	0,77	2,3	0,8
	R14	1,0	0,6	0,71	2,2	0,8
	R15	1,0	0,6	0,67	2,1	0,8
	R16	1,0	0,6	0,63	2,0	0,8

Temperature rise

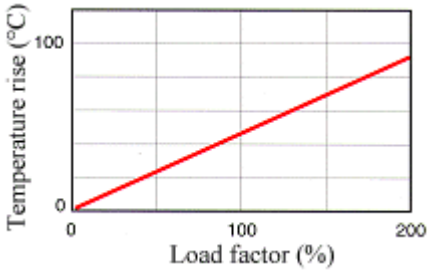

Derating curve

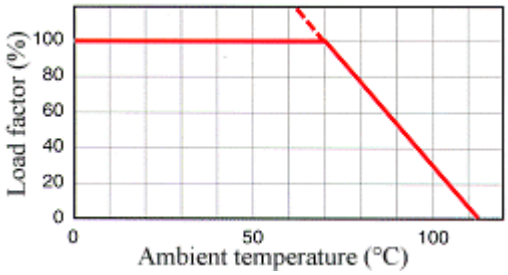

Tolerance*:	±5%
Range:	R005-R16
Temperature coefficient:	+40 - -80
EMF:	-42 µV°C^{-1}

*When soldering in plated through

Conductor width

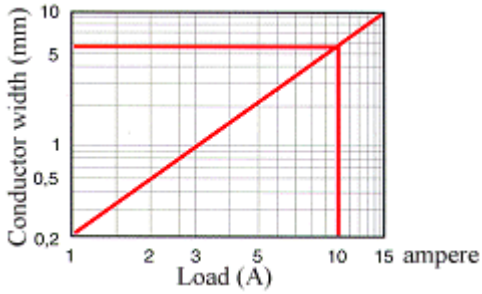

hole circuit-board ± 5% tolerance can be achieved.

Applications:
In switching and linear power supplies, instruments, regulators and other modern current sensing circuits.
The dissipation of the resistors allow measuring 100 mV over the resistor making the series cover the area from 0,67 to 15 A.

Mounting:
By the artwork of the print, care should be taken that the conductor can carry the load. The curve shows the necessary width as a function of the current. (Cu 35µ and ΔT 20° C).

Example:
10 ampere ~5,5mm width of 35µ Cu.