



TRANSDUCER QUALITY STRAIN GAGE

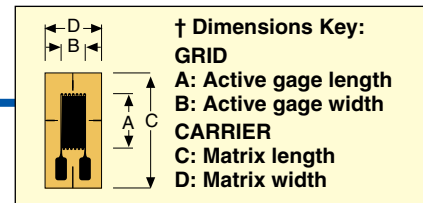
SHEAR GAGES FOR SHEAR BEAM AND TORQUE APPLICATIONS SINGLE STRAIN GAGES

To Order												
GAGE PATTERN Leads not shown	MODEL NO. Pkg of 5	NOM. RESISTANCE (Ω)	DIMENSIONS mm (inch) [†]				MAX V* (Vrms)	TERMINATION	TEMP COMP			
			GRID		CARRIER							
			A	B	C	D						
Shown actual size, 7 mm 	SGT-1/350-SY11	350	1.4 1.5 7.0 3.4 (0.055) (0.059) (0.276) (0.134) Single element miniature shear 350 Ω	6	Ribbon Leads	ST						
	SGT-1/350-SY13	350					8	Ribbon Leads	AL			
	SGT-1/350-SY41	350								6	Solder Pads	ST
	SGT-1/350-SY43	350										
Shown actual size, 8.6 mm 	SGT-2/350-SY11	350	2.3 1.8 8.6 3.4 (0.091) (0.071) (0.339) (0.134) Single element small shear 350 Ω	8	Ribbon Leads	ST						
	SGT-2/350-SY13	350					12	Ribbon Leads	AL			
	SGT-2/350-SY41	350								8	Solder Pads	ST
	SGT-2/350-SY43	350										

** Maximum permitted bridge energizing voltage (Vrms).



Note: For strain gage accessories, visit us online.

Ordering Example: SGT-2/350-SY43, package of 5, single element, small shear, nominal resistance 350 Ω .



MATCHED SHEAR/TORSION PAIRS AVAILABLE

Single strain gages are available in matched shear/torsion pairs. Purchase one package of each; SGT-3D/350-SY** and matched, but with reversed grid angle is the SGT-3ES/350-SY**. Use these in pairs, back to back in the transducer design, along the centerline of the shaft or beam.

To Order												
GAGE PATTERN Leads not shown	MODEL NO. Pkg of 5	NOM. RESISTANCE (Ω)	DIMENSIONS mm (inch) [†]				MAX V* (Vrms)	TERMINATION	TEMP COMP			
			GRID		CARRIER							
			A	B	C	D						
Shown actual size, 9.7 mm 	SGT-3ES/350-SY11	350	3.0 2.5 9.7 5.1 (0.118) (0.098) (0.382) (0.201) Single element reverse grid pattern of SGT-3D/350 350 Ω	9	Ribbon Leads	ST						
	SGT-3ES/350-SY13	350					12	Ribbon Leads	AL			
	SGT-3ES/350-SY41	350								9	Solder Pads	ST
	SGT-3ES/350-SY43	350										
Shown actual size, 9.7 mm 	SGT-3D/350-SY11	350	3.0 2.5 9.7 5.1 (0.118) (0.098) (0.382) (0.201) Single element right hand version grid of pattern SGT-3ES/350 350 Ω	8	Ribbon Leads	ST						
	SGT-3D/350-SY13	350					12	Ribbon Leads	AL			
	SGT-3D/350-SY41	350								8	Solder Pads	ST
	SGT-3D/350-SY43	350										

DISCOUNT SCHEDULE

1 to 10 pkgs.	Net
11 to 24 pkgs.	5%
25 to 49 pkgs.	10%
50 and up and OEM . . .	Consult Factory

* Maximum permitted bridge energizing voltage (Vrms).

** SY11, SY13, SY41 or SY43.

Note: For strain gage accessories, visit us online.








Ordering Example: Purchase one package of each, SGT-3ES/350-SY11, and SGT-3D/350-SY11, for matched shear/torsion pairs, 5 per package.

NOTE
 ST = Steel
 AL = Aluminum

TRANSDUCER QUALITY STRAIN GAGE

DUAL SHEAR GAGES 2 SEPARATE GAGES WITH REVERSED GRIDS ON ONE CARRIER

To Order

GAGE PATTERN Leads not shown	MODEL NO. Pkg of 5	NOM. RESISTANCE (Ω)	DIMENSIONS mm (inch) [†]				MAX V* (Vrms)	TERMINATION	TEMP COMP
			GRID		CARRIER				
			A	B	C	D			
	SGT-1D/350-SY11	350	1.4 (0.055)	1.5 (0.059)	7.0 (0.276)	5.1 (0.201)	5.5	Ribbon Leads	ST
	SGT-1D/350-SY13	350	Dual grid, miniature rectangular shear				7.5	Ribbon Leads	AL
	SGT-1D/350-SY41	350	350 Ω				5.5	Solder Pads	ST
	SGT-1D/350-SY43	350					7.5	Solder Pads	AL
	SGT-2DC/350-SY11	350	1.9 (0.075)	1.6 (0.063)	7.0 (0.276)	6.3 (0.248)	5.5	Ribbon Leads	ST
	SGT-2DC/350-SY13	350	Dual grid, miniature shear all leads/Solder Pads at one end of grid				8	Ribbon Leads	AL
	SGT-2DC/350-SY41	350	350 Ω				5.5	Solder Pads	ST
	SGT-2DC/350-SY43	350					8	Solder Pads	AL
	SGT-2D/350M-SY11	350	1.8 (0.071)	1.6 (0.063)	7.0 (0.276)	5.7 (0.224)	5.5	Ribbon Leads	ST
	SGT-2D/350M-SY13	350	Dual grid shear, leads/Solder Pads one at each end of grid				7.5	Ribbon Leads	AL
	SGT-2D/350M-SY41	350	350 Ω				5.5	Solder Pads	ST
	SGT-2D/350M-SY43	350					7.5	Solder Pads	AL
	SGT-2D/1000-SY11	1000	1.6 (0.063)	2.0 (0.079)	7.2 (0.283)	6.4 (0.252)	14	Ribbon Leads	ST
	SGT-2D/1000-SY13	1000	Dual grid, rectangular shear pattern, higher resistance, reduced heat generation				19	Ribbon Leads	AL
	SGT-2D/1000-SY41	1000	1000 Ω				14	Solder Pads	ST
	SGT-2D/1000-SY43	1000					19	Solder Pads	AL
	SGT-3FS/350-SY11	350	3.0 (0.118)	2.6 (0.102)	10.0 (0.394)	8.4 (0.331)	8	Ribbon Leads	ST
	SGT-3FS/350-SY13	350	Dual grid shear, all leads/Solder Pads one at each end of grid				12	Ribbon Leads	AL
	SGT-3FS/350-SY41	350	350 Ω				8	Solder Pads	ST
	SGT-3FS/350-SY43	350					12	Solder Pads	AL
	SGT-3D/1000-SY11	1000	3.3 (0.13)	2.4 (0.094)	9.6 (0.378)	7.0 (0.276)	17	Ribbon Leads	ST
	SGT-3D/1000-SY13	1000	Dual grid shear, leads/Solder Pads, one at each end of grid, higher resistance				23	Ribbon Leads	AL
	SGT-3D/1000-SY41	1000	reduced heat generation				17	Solder Pads	ST
	SGT-3D/1000-SY43	1000	1000 Ω				23	Solder Pads	AL
	SGT-3GS/350-SY11	350	3.0 (0.118)	2.6 (0.102)	9.9 (0.390)	8.1 (0.319)	9	Ribbon Leads	ST
	SGT-3GS/350-SY13	350	Dual grid, shear pattern leads/Solder Pads, one at each end of grid				13	Ribbon Leads	AL
	SGT-3GS/350-SY41	350	350 Ω				9	Solder Pads	ST
	SGT-3GS/350-SY43	350					13	Solder Pads	AL

DISCOUNT SCHEDULE

1 to 10 pkgs.	Net
11 to 24 pkgs.5%
25 to 49 pkgs.	10%
50 and up and OEM . .	Consult Factory

[†] For dimensions key, visit us online.

* Maximum permitted bridge energizing voltage (Vrms).

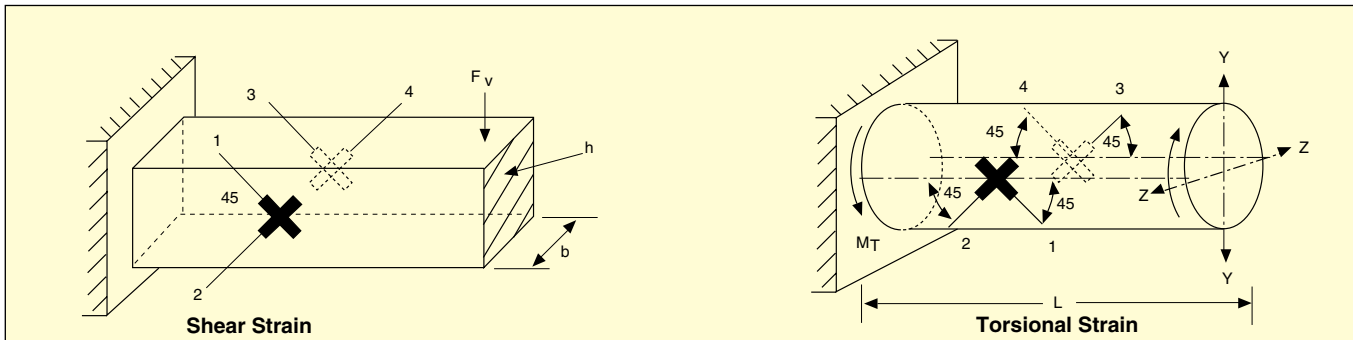
Note: For strain gage accessories, visit us online.

Ordering Example: SGT-1D/350-SY11, package of 5, dual grid miniature.






NOTE
ST = Steel
AL = Aluminum

TRANSDUCER QUALITY STRAIN GAGE

HALF BRIDGE SHEAR GAGES—2 REVERSED GRIDS ON ONE CARRIER WITH A COMMON BRIDGE CONNECTION



To Order

GAGE PATTERN Leads not shown	MODEL NO. Pkg of 5	NOM. RESISTANCE (Ω)	DIMENSIONS mm (inch) [†]				MAX V* (Vrms)	TERMINATION	TEMP COMP
			GRID		CARRIER				
			A	B	C	D			
Shown actual size, 8.6 mm 	SGT-2DH/350-SY11	350	2.3	1.8	8.6	5.5	9	Ribbon Leads	ST
	SGT-2DH/350-SY13	350	(0.091)	(0.071)	(0.339)	(0.217)	11	Ribbon Leads	AL
	SGT-2DH/350-SY41	350	Dual grid shear, half bridge with common lead/Solder Pads				9	Solder Pads	ST
	SGT-2DH/350-SY43	350	350 Ω				11	Solder Pads	AL
Shown actual size, 10.9 mm 	SGT-3JS/350-SY11	350	3.0	2.4	10.9	6.8	10	Ribbon Leads	ST
	SGT-3JS/350-SY13	350	(0.118)	(0.094)	(0.429)	(0.268)	14	Ribbon Leads	AL
	SGT-3JS/350-SY41	350	Dual grid shear, half bridge with common lead/Solder Pads				10	Solder Pads	ST
	SGT-3JS/350-SY43	350	350 Ω				14	Solder Pads	AL
Shown actual size, 10 mm 	SGT-3H/350K-SY11	350	3.2	2.6	10	7.4	9.5	Ribbon Leads	ST
	SGT-3H/350K-SY13	350	(0.126)	(0.102)	(0.394)	(0.291)	13.5	Ribbon Leads	AL
	SGT-3H/350K-SY41	350	Dual grid shear, half bridge all leads on one side of grid				9.5	Solder Pads	ST
	SGT-3H/350K-SY43	350	350 Ω				13.5	Solder Pads	AL
Shown actual size, 10 mm 	SGT-3HB/350K-SY11	350	3.2	2.7	10	8.4	9.5	Ribbon Leads	ST
	SGT-3HB/350K-SY13	350	(0.126)	(0.106)	(0.394)	(0.331)	9.5	Ribbon Leads	AL
	SGT-3HB/350K-SY41	350	Dual grid shear, half bridge all leads on one side of grid				9.5	Solder Pads	ST
	SGT-3HB/350K-SY43	350	350 Ω				9.5	Solder Pads	AL
Shown actual size, 14.6 mm 	SGT-2H/350-SY11	350	2.3	1.8	14.6	3.4	8	Ribbon Leads	ST
	SGT-2H/350-SY13	350	(0.091)	(0.071)	(0.575)	(0.134)	12	Ribbon Leads	AL
	SGT-2H/350-SY41	350	Dual grid shear, half bridge for narrow beam				8	Solder Pads	ST
	SGT-2H/350-SY43	350	350 Ω				12	Solder Pads	AL

DISCOUNT SCHEDULE

1 to 10 pkgs.	Net
11 to 24 pkgs.5%
25 to 49 pkgs.	10%
50 and up and OEM . . .	Consult Factory

[†] For dimensions key, visit us online

* Maximum permitted bridge energizing voltage (Vrms)

Note: For strain gage accessories, visit us online

Ordering Example: SGT-3H/350K-SY41, package of 5, half bridge shear, with Solder Pads, matched to steel, nominal resistance 350 Ω .

NOTE
ST = Steel
AL = Aluminum